

WM97+

WALL MOUNT GAS BOILER



- 70,000, 110,000 & 155,000 BTUH models
- Unique condensing stainless steel fire tube heat exchanger design
- Built in boiler circulator and low water cutoff
- Built in primary/secondary piping option
- Built in expansion tank*
- Capable to vent with PVC, PP and SS up to 100'
- **3 Zone** circulator control with optional domestic hot water priority
- 5 to 1 turndown ratio

WM97+
Water
Sealed Combustion
NAT'L or LP
MBH: 70, 110 & 155

**CONDENSING
TECHNOLOGY**

**PARTNER WITH OUR NEW
COMPANION WATER HEATER (CWH)
For Endless Hot Water**



*70-110 models only

*Units Sold Separately



Mobile Product
Library

WEIL-McLAIN
www.weil-mclain.com

WM97+

**Go Green &
Save Green
On Your Fuel Bills**



A perfect combination of design, style and efficiency...

Save time and hundreds of dollars on installation with an array of built-in features

- Internal selectable primary/secondary piping with system circulator
- Built-in expansion tank*, low water cutoff, and indirect-fired water heater connections
- Three thermostat inputs and circulator outputs with selectable priority eliminates need, and costs, of zone or priority control relays
- Easy, worry-free installation...we did the work, so you won't have to

Easy-to-use customizable control with LCD display

- Large LCD display makes programming and navigation simple
- Simple button navigation and menu layout
- Customizable settings for central heat and domestic hot water modes

Designed for easy maintenance and service of common parts

- Quick disconnect clips for fast and easy service of the gas valve, blower, heat exchanger, and control module
- Our boiler control module can adjust the speed of the circulator so a common single speed circulator can be used for quick replacement


• The Style

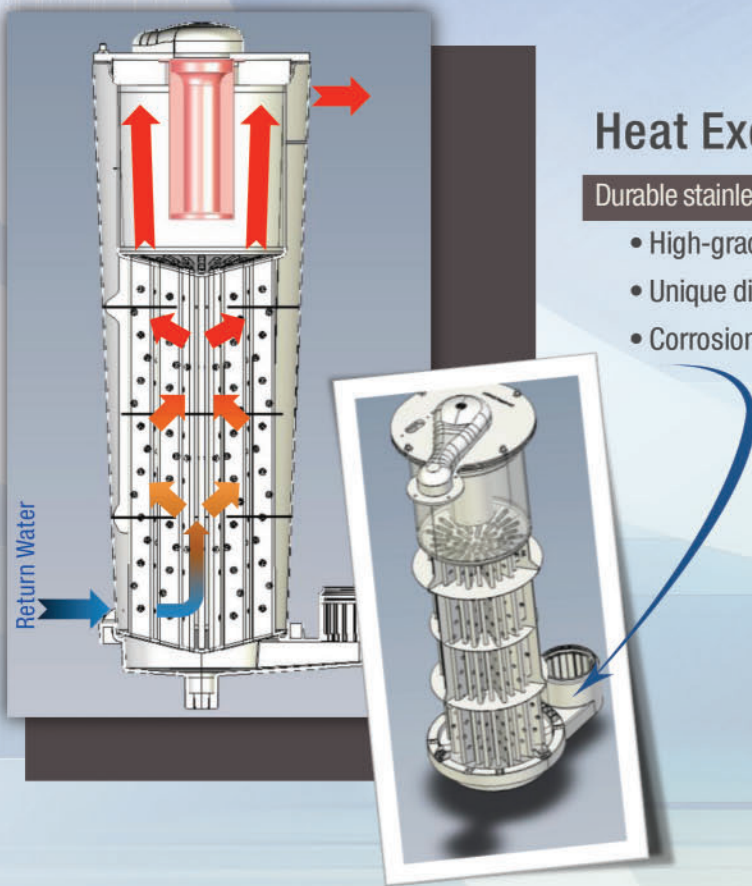
Benefits that conserve...

- Exceeds Energy Star requirements with efficiency
- Eligible for Energy Star and Utility rebate programs - check your local area for details and current rebate amounts.
- Lower emission levels than most boilers



... our WM97+ wall mount boiler makes it easy to go green





Heat Exchanger...

Durable stainless steel fire tube heat exchanger

- High-grade stainless steel design with low pressure drop
- Unique dimple tube design achieves high efficiencies
- Corrosion resistant polypropylene condensate collector base

WM97+ components

Designed to optimize operation resulting in significant fuel savings.

- | | |
|-------------------------------------|--|
| 1 Service Switch | 8 Water Connections for System Heating |
| 2 Ignition Electrode / Flame Sensor | 9 Low Water Cutoff |
| 3 Venturi | 10 Primary/Secondary Shut-Off Valve |
| 4 Blower | 11 Gas Valve w/ Flex Piping |
| 5 Air Inlet Silencer | 12 Expansion Tank* |
| 6 Stainless Steel Heat Exchanger | 13 Boiler Circulator |
| 7 DHW Tank Piping Connections | 14 Gas Pipe Connection |
| | 15 Condensate Connection |

*70-110 models only



Why Weil-McLain...

- Full product line to satisfy every application
- Every residential gas boiler is hydrostatically tested to ASME standards and test fired
- Backed by Weil-McLain quality and a warranty that provides peace of mind
- Unrivalled technical and field sales support
- Over a 130 year proud history and North America's leading boiler manufacturer

WM97+



DOE



Ratings

Model*	Input MBH		DOE Heating Capacity MBH	Net I=B=R Water Ratings MBH	DOE Seasonal Efficiency AFUE %	Vent Diameter Inches	Vent Material	Boiler Water Content Gal.
	Max	Min						
WM97+ 70 CT	70	14	65	57	95.2	3	PVC, CPVC, PP, SS	2.8
WM97+ 110 CT	110	22	101	88	95.0	3	PVC, CPVC, PP, SS	2.8
WM97+ 155 CT	155	28	143	124	95.1	3	PVC, CPVC, PP**, SS	3.4

Notes:
 * Natural gas field convertible to LP as standard equipment
 ** Requires Centrotherm SS concentric termination

Dimensions

Model	Supply Tapping In.	Return Tapping In.	Gas Connection Size Inches	Minimum Recommended Pipe Size In.	Approx. Shipping Weight (Lbs)
WM97+ 70 CT	1	1	1/2	1	136
WM97+ 110 CT	1	1	1/2	1	136
WM97+ 155 CT	1 1/4	1 1/4	1/2	1 1/4	162

Standard Equipment

Boiler

- 30 PSI ASME relief valve
- Drain valve
- Stainless steel burner with woven steel fiber mesh
- Direct spark ignition
- Variable speed blower assembly
- Venturi mixing system with air silencer
- Negative pressure regulated gas valve
- 50 VA Transformer
- Dual scale temp. & pressure gauge
- Outlet water temp. sensor
- Inlet water temp. sensor
- Flue gas temp. sensor
- Outdoor temp. sensor
- Built in primary/secondary piping option
- Built in expansion tank¹
- Indirect-fired water heater connections
- Water treatment – inhibitor & test kit
- Low water cutoff with manual reset & test button

Control Module

- 3.5" LCD display
- Three-zone circulator control with optional domestic hot water priority
- Pre-wired Terminal blocks
- Alarm control functionality
- Ignition Control
- High limit & modulating temp. control
- Outdoor Reset

Internal Boiler Circulator*

- 1" flanges Taco 007 (70)
- 1" flanges Taco 0015 (110)
- 1" rotated flanges Taco 0015 (155)

Complete Jacket Assembly with

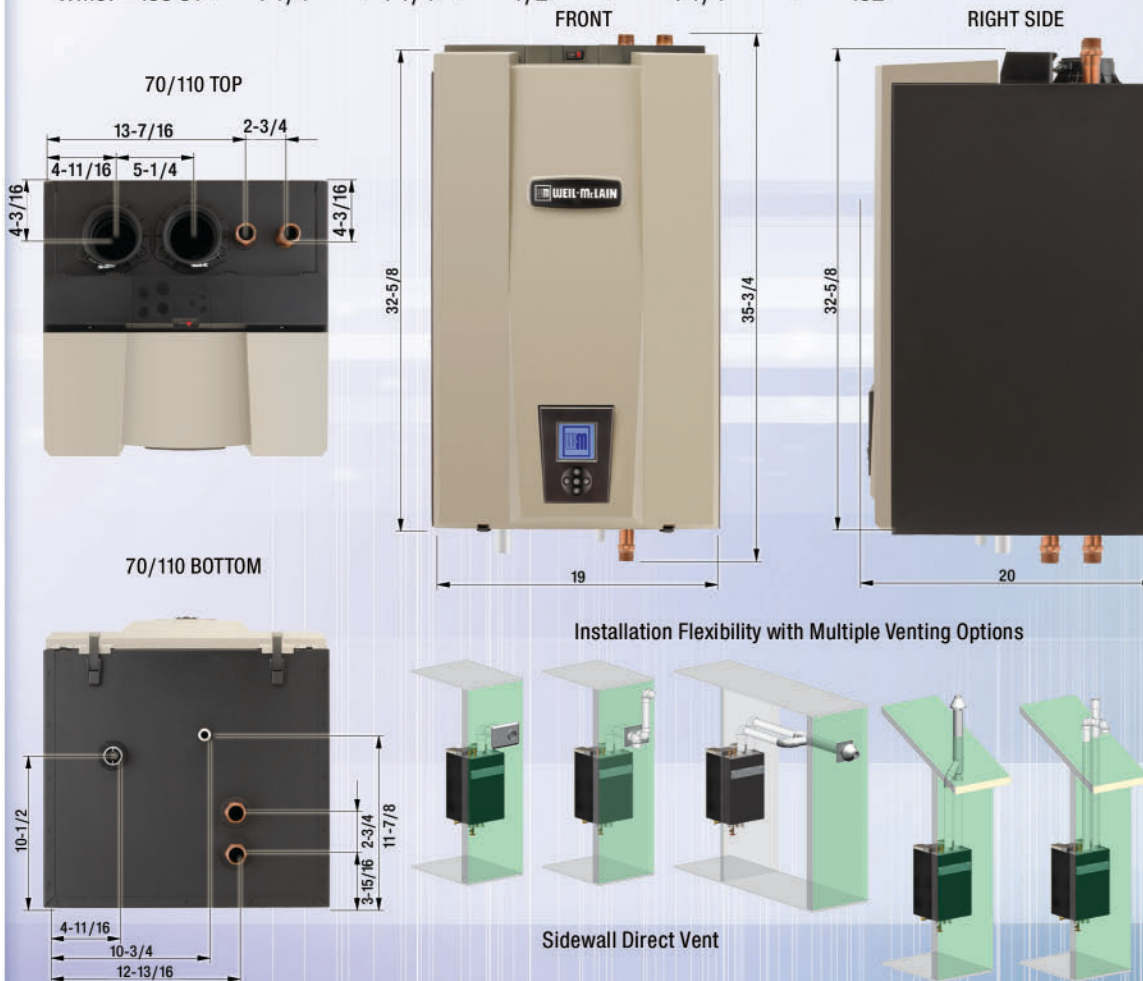
- Fully removable jacket front
- Mounting bracket
- Sidewall vent/air termination kit**
- On/Off power switch
- Condensate trap
- Propane conversion orifice

Additional Equipment

- Concentric vent kit
- Condensate neutralizer kit

*Circulator supplied with boiler cannot be removed and cannot be used as a zone circulator in multiple zone systems.

** Includes inside and outside plates, vent cap and hardware.
¹ 70-110 models only



In the interest of continual improvements in product and performance, Weil-McLain reserves the right to change specifications without notice.

