



2400 SERIES RACEWAY 1500 & 2600 SERIES PANCAKE RACEWAY 656, 1500R, 1542D, 2642D, 2686FO

INSTALLATION INSTRUCTIONS

Installation Instruction No.: 42428 - January 2003

Wiremold Electrical Systems conform to and should be installed and properly grounded in compliance with requirements of the current National Electrical Code, Canadian Electrical Code or codes administered by local authorities.

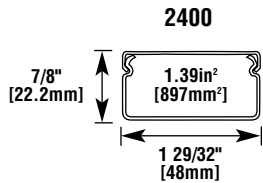
All electrical products may represent possible shock or fire hazard if improperly installed or used. Wiremold electrical products are UL Listed, made for interior use only, and should be installed in conformance with current local and/or the National Electrical Code.

Los Sistemas Eléctricos Wiremold cumplen con los requisitos del Código Nacional Eléctrico, el Código Canadiense Eléctrico o los códigos vigentes administrados por autoridades locales, así mismo deben instalarse y conectarse a tierra en la forma debida siguiendo los requisitos de los códigos antes mencionados.

Todos los productos eléctricos pueden provocar posibles choques o peligros de incendio si se instalan o usan de manera indebida. Los productos eléctricos Wiremold están registrados bajo el cUL, se fabrican sólo para uso en interiores y deben instalarse de acuerdo con el Código Nacional Eléctrico y cualquier otro código vigente.

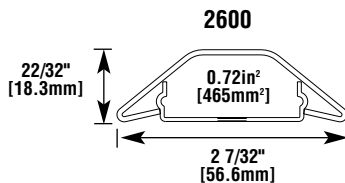
Les Systèmes électriques Wiremold se conforment aux versions actuelles du Code national de l'électricité, du Code canadien de l'électricité ou des règlements par les autorités locales, et doivent être installés et correctement mis à la terre les exigences du code approprié.

Tout produit électrique peut présenter un danger de choc électrique ou d'incendie s'il n'est pas installé ou utilisé correctement. Les produits électriques de Wiremold sont répertoriés par les Laboratoires des Assureurs du Canada (LAC), ne sont destinés qu'à l'usage intérieur et doivent être installés conformément aux versions actuelles des règlements locaux et/ou du Code national de l'électricité.



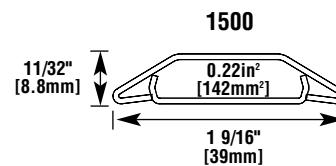
2400 RACEWAY WIRE FILL CAPACITIES FOR POWER				
WIRE SIZE THHN/THWN	O.D.		NUMBER OF CONDUCTORS (40% FILL)	
	Inches	[mm]	WITHOUT DEVICES	WITH 2427 RECEPTACLE
14 AWG	0.111	[2.8]	57	12
12 AWG	0.130	[3.3]	41	9
10 AWG	0.164	[4.2]	26	-

2400 RACEWAY WIRE FILL CAPACITIES FOR COMMUNICATIONS					
	CABLE/WIRE SIZE	O.D. (Approx. Dia)		20% FILL*	40% FILL**
		Inches	[mm]		
UNSHIELDED TWISTED PAIR	Cat 3	0.190	[4.8]	9	19
	Cat 5e	0.210	[5.3]	8	16
	Cat 6	0.250	[6.3]	5	11
TELEPHONE	2-pair,	0.140	[3.6]	18	36
	3-pair,	0.150	[3.8]	15	31
	4-pair,	0.190	[4.8]	9	19
	25-pair,	0.410	[10.4]	2	4
COAXIAL	RG58/U	0.195	[5.0]	9	18
	RG59/U	0.242	[6.1]	6	12
	RG62/U	0.242	[6.1]	6	12
	RG6/U	0.270	[6.9]	4	9
TWINAXIAL	100 Ohm	0.330	[8.4]	3	6
SHIELDED TWISTED PAIR	TYPE 1	0.390	[9.9]	2	4
	TYPE 2	0.465	[11.8]	1	3
	TYPE 3	0.245	[6.2]	5	11
FIBER	Mini ZipCord	0.079 x 0.157	[2 x 4]	22	44
	ZipCord	0.118 x 0.236	[3 x 6]	10	20
	Round 4 Strand Fiber	0.187	[4.8]	10	20
	Round 6 Strand Fiber	0.256	[6.5]	5	10



2600 RACEWAY WIRE FILL CAPACITIES FOR POWER			
WIRE SIZE THHN/THWN	O.D.	NUMBER OF CONDUCTORS (40% FILL)	
	Inches [mm]		
14 AWG	0.111 [2.8]	29	
12 AWG	0.130 [3.3]	21	
10 AWG	0.164 [4.2]	13	

2600 RACEWAY WIRE FILL CAPACITIES FOR COMMUNICATIONS					
	CABLE/WIRE SIZE	O.D. (Approx. Dia)		20% FILL*	40% FILL**
		Inches	[mm]		
UNSHIELDED TWISTED PAIR	Cat 3	0.190	[4.8]	5	10
	Cat 5e	0.210	[5.3]	4	8
	Cat 6	0.250	[6.3]	2	5
TELEPHONE	2-pair,	0.140	[3.6]	9	18
	3-pair,	0.150	[3.8]	8	16
	4-pair,	0.190	[4.8]	5	10
	25-pair,	0.410	[10.4]	1	2
COAXIAL	RG58/U	0.195	[5.0]	4	9
	RG59/U	0.242	[6.1]	3	6
	RG62/U	0.242	[6.1]	3	6
	RG6/U	0.270	[6.9]	2	5
TWINAXIAL	100 Ohm	0.330	[8.4]	1	3
SHIELDED TWISTED PAIR	TYPE 1	0.390	[9.9]	1	2
	TYPE 2	0.465	[11.8]	0	1
	TYPE 3	0.245	[6.2]	3	6
FIBER	Mini ZipCord	0.079 x 0.157	[2 x 4]	11	23
	ZipCord	0.118 x 0.236	[3 x 6]	5	10
	Round 4 Strand Fiber	0.187	[4.8]	5	10
	Round 6 Strand Fiber	0.256	[6.5]	2	5

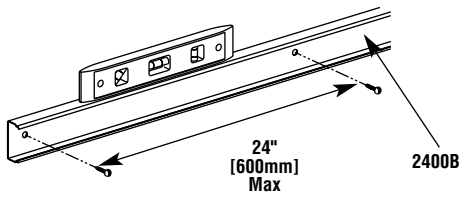


1500 RACEWAY WIRE FILL CAPACITIES FOR POWER			
WIRE SIZE THHN/THWN	O.D.	NUMBER OF CONDUCTORS (40% FILL)	
	Inches [mm]		
14 AWG	0.111 [2.8]	9	
12 AWG	0.130 [3.3]	6	
10 AWG	0.164 [4.2]	3	

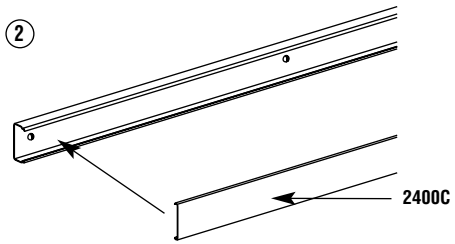
1500 RACEWAY WIRE FILL CAPACITIES FOR COMMUNICATIONS					
	CABLE/WIRE SIZE	O.D. (Approx. Dia)		20% FILL*	40% FILL**
		Inches	[mm]		
UNSHIELDED TWISTED PAIR	Cat 3	0.190	[4.8]	1	3
	Cat 5e	0.210	[5.3]	1	2
	Cat 6	0.250	[6.3]	0	1
TELEPHONE	2-pair,	0.140	[3.6]	2	5
	3-pair,	0.150	[3.8]	2	4
	4-pair,	0.190	[4.8]	1	3
	25-pair,	0.410	[10.4]	0	0
COAXIAL	RG58/U	0.195	[5.0]	1	2
	RG59/U	0.242	[6.1]	0	1
	RG62/U	0.242	[6.1]	0	1
	RG6/U	0.270	[6.9]	0	1
TWINAXIAL	100 Ohm	0.330	[8.4]	0	1
SHIELDED TWISTED PAIR	TYPE 1	0.390	[9.9]	0	0
	TYPE 2	0.465	[11.8]	0	0
	TYPE 3	0.245	[6.2]	0	1
FIBER	Mini ZipCord	0.079 x 0.157	[2 x 4]	3	7
	ZipCord	0.118 x 0.236	[3 x 6]	1	3
	Round 4 Strand Fiber	0.187	[4.8]	1	3
	Round 6 Strand Fiber	0.256	[6.5]	0	1

2400

①

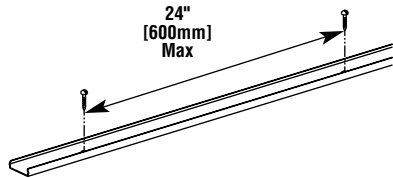


②

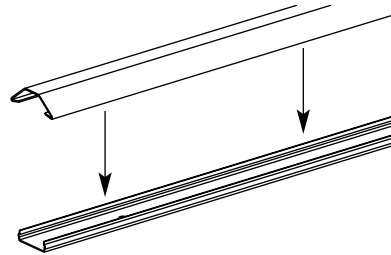


1500, 2600

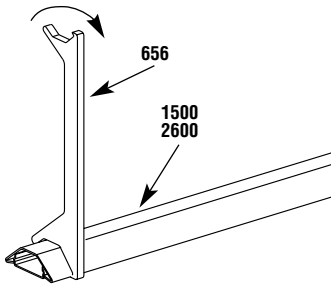
①



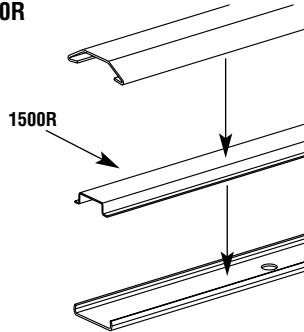
②



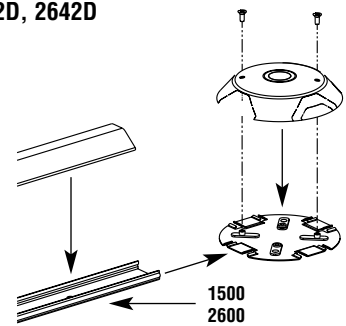
656



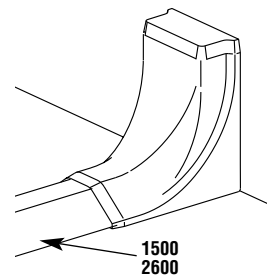
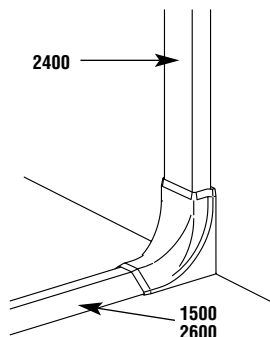
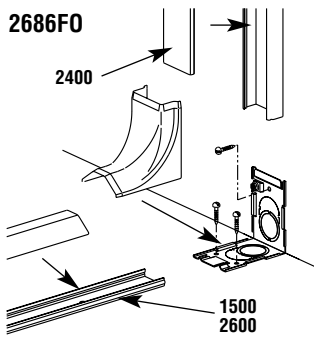
1500R



1542D, 2642D

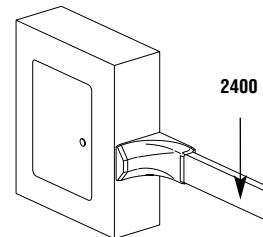


2686FO



WIRE FILL CAPACITY FOR POWER

SIZE	TYPE	2686FO FEEDING 2400
14 AWG	THHN	35
12 AWG	THHN	26
10 AWG	THHN	16



NOTE: Use a #8 [5/16", 7.9mm Head Size] Pan Head Screw or equivalent.
 Use un tornillo de cabeza redonda N° 8 (con cabeza de 7.9mm [5/16"] o equivalente).
 Utilisez une vis BER n°8 (tête do 7,9mm [5/16 po]) ou équivalent.



The Wiremold Company
 U.S. and International:
 60 Woodlawn Street • West Hartford, CT 06110
 1-800-621-0049 • FAX 860-232-2062 • Outside U.S. 860-233-6251
 Canada:
 850 Gartshore Street • Fergus, Ontario N1M 2W8
 1-800-741-7957 • FAX 519-843-5980

