

3000 Two-Piece Metal Raceway INSTALLATION INSTRUCTIONS

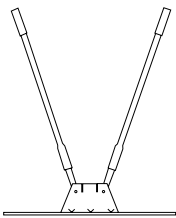
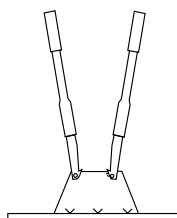
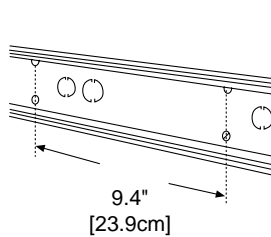
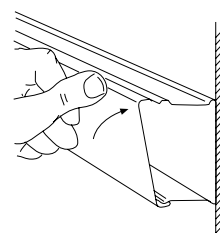
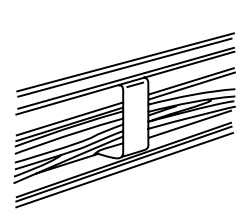
3000 RACEWAY WIRE FILL CAPACITIES FOR DATA/COMMUNICATIONS

TYPE	UNSHIELDED TWISTED PAIR 24 AWG, 4-PAIR		TELEPHONE 24 AWG, NO. OF PAIRS				COAXIAL				TWINAXIAL	SHIELDED TWISTED PAIR			FIBER OPTIC
	CAT. 5	CAT. 3	2	3	4	25	R658/U	R659/U	R662/U	R66/U	100 OHM	TYPE 1	TYPE 2	TYPE 3	TWO STRAND (DUPEX) MULTIMODE, 62.5/125µm
O.D. inches	0.220	0.190	0.140	0.150	0.190	0.410	0.195	0.242	0.242	0.270	0.330	0.390	0.465	0.245	0.190
O.D. (mm)	(5.6)	(4.8)	(3.6)	(3.8)	(4.8)	(10.4)	(5.0)	(6.1)	(6.1)	(6.9)	(8.4)	(9.9)	(11.8)	(6.2)	(4.8)
40% fill	37	50	93	81	50	10	47	31	31	25	16	11	8	30	50

3000 RACEWAY WIRE FILL CAPACITIES FOR POWER

TYPE AWG, THHN/THWN	WITHOUT DEVICES							WITH DEVICES (SURGE / GFCI)						
	2	4	6	8	10	12	14	2	4	6	8	10	12	14
O.D. inches	0.384	0.324	0.254	0.216	0.164	0.130	0.111	0.384	0.324	0.254	0.216	0.164	0.130	0.111
O.D. (mm)	9.8	8.2	6.5	5.5	4.2	3.3	2.8	9.8	8.2	6.5	5.5	4.2	3.3	2.8
40% fill	0	0	27	38	66	105	144	0	0	11	15	26	42	58

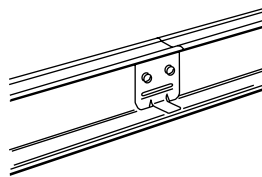
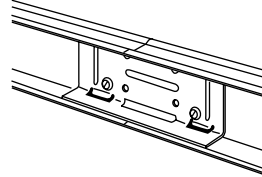
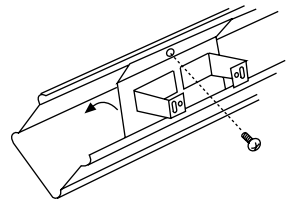
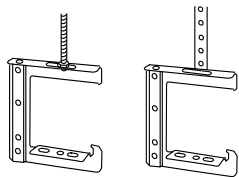
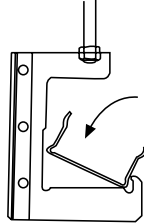
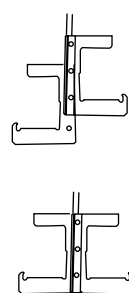
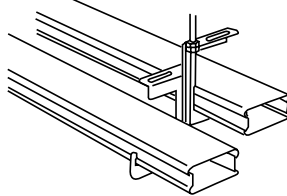
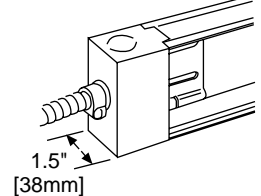
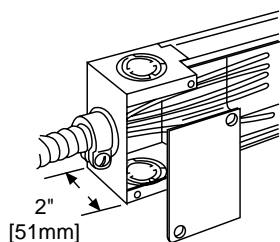
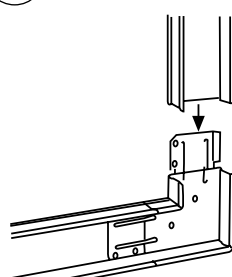
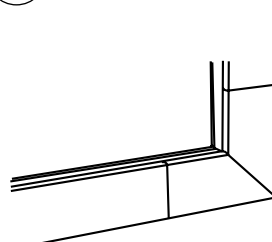
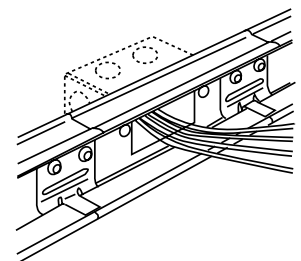
- Use No. 8 (5/16", 7.9mm head size) flat head fastener or equivalent to mount base to surface.
- Utiliser une attache à tête plate de calibre 8 (tête de 7.9mm, 5/16" po.) ou une fixation équivalente pour assujettir le tube guide-fils et les raccords à la surface de montage.
- Use un sujetador de cabeza plana No. 8 (tamaño de cabeza: 7.9mm, 5/16" de pulgada) o su equivalente para unir la canalita y los accesorios a la superficie de montaje.
- Grounding: Use ground location when provided or install a suitable ground lug, ring terminal or locknut and ground bushing.
- Mise à la terre: Utiliser l'emplacement de terre prévu ou poser le matériel qui convient: patte de mise à la terre, cosse circulaire à oeil ou écrou de blocage et manchon de terre.
- Conexión a tierra: Use un localizador de tierra cuando se proporcione o instale una orejeta de tierra, anillo terminal o contratuerca y cojinetes de tierra apropiados.

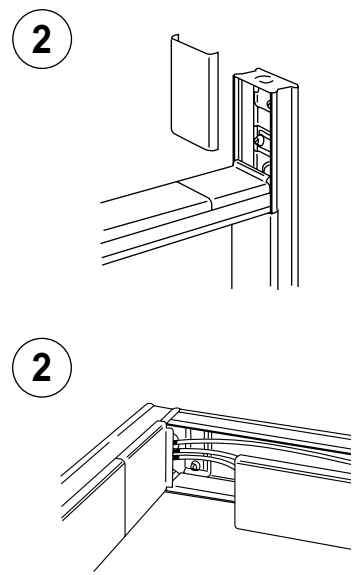
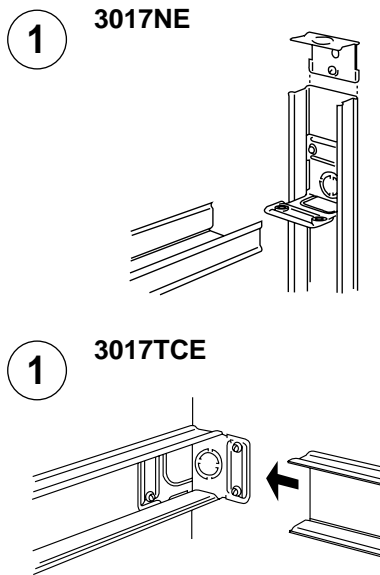
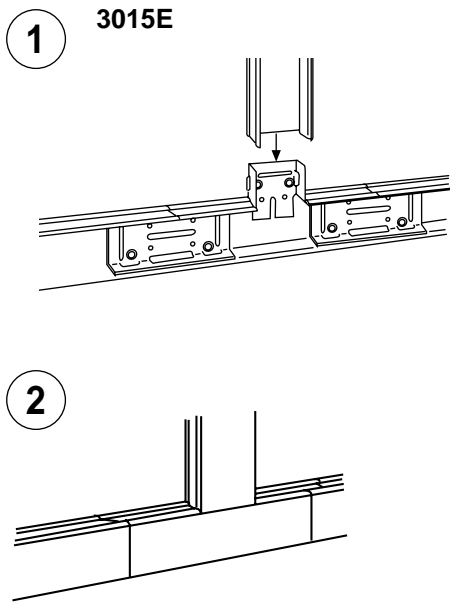
630B

630C

3000B

3000C

3000WC


Precut Covers



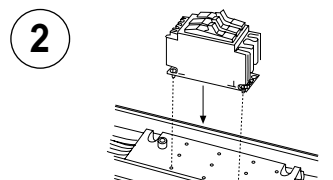
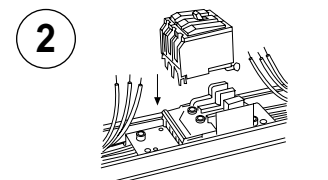
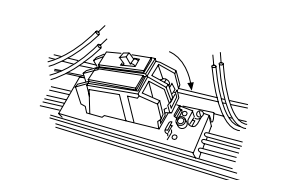
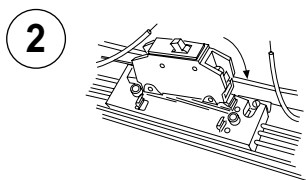
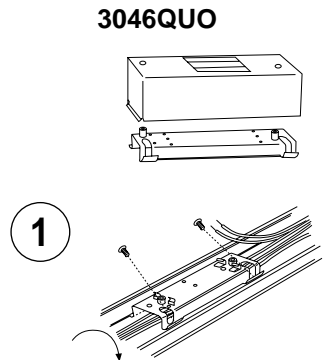
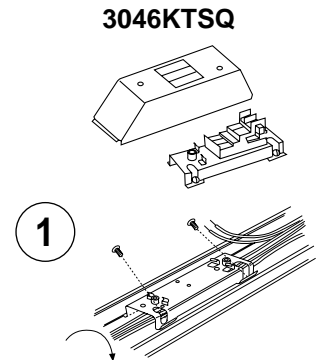
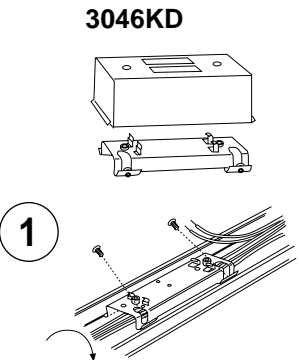
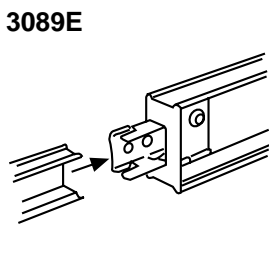
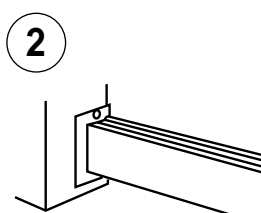
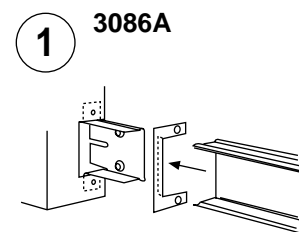
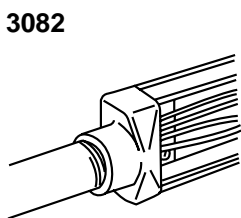
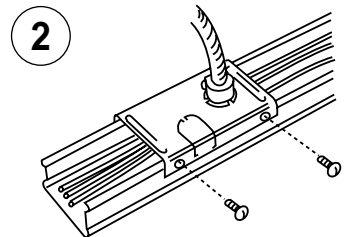
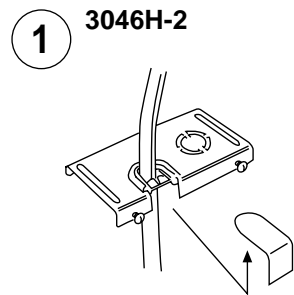
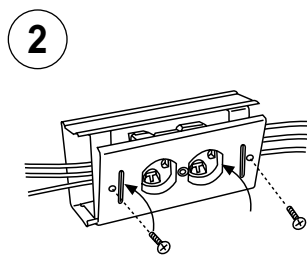
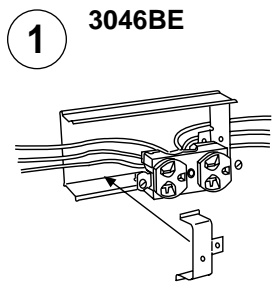
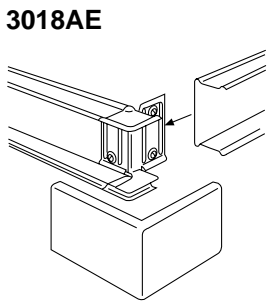
3000C075 = 12" [30.5 cm]
 3000C195 = 24" [60.9 cm]

3001

3001A

3007C

1 3008C

2

3

3010AE

3010C

1
3011E

2

3014C




Wire Capacity as a through fitting.

	#6 AWG	#8 AWG	#10 AWG	#12 AWG	#14 AWG
THHN, THWN	13	18	24	55	75



GE: THQC, THQC.
Westinghouse: QuicklagC, QCH

Wire Capacity

	#6 AWG	#8 AWG	#10 AWG	#12 AWG	#14 AWG
THHN, THWN	6	8	10	18	26

Square D, QuickGard QOB
Bolt-on, 50A.

Square D, Type QOU, 50A



The Wiremold Company
60 Woodlawn Street
West Hartford, CT 06110
1-800-621-0049 • Fax 860-232-2062