

# 1500 SERIES™ OVERFLOOR RACEWAY



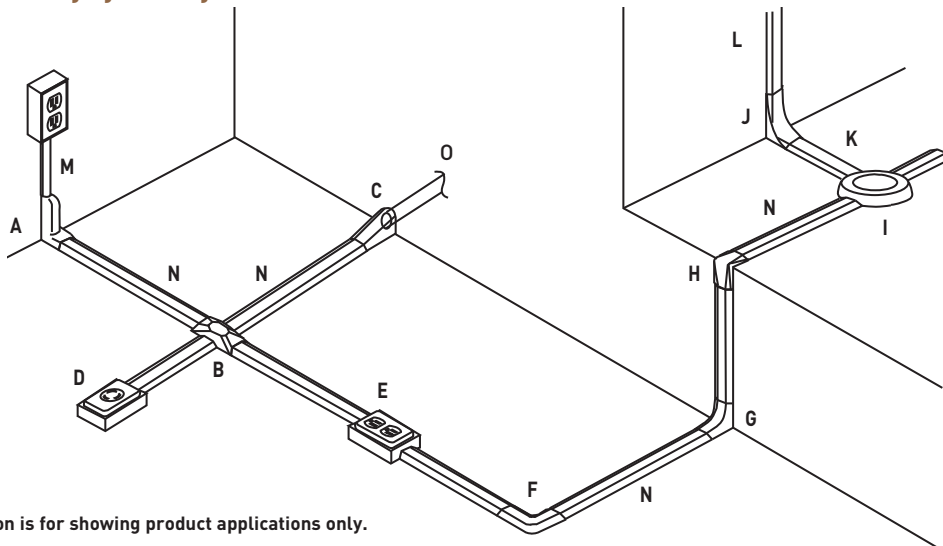
**Wiremold® 1500 Series™ Steel Pancake Raceway** provides permanent protection for overfloor cabling in high traffic areas.

## CODE REFERENCE

**cULus Listed Underfloor Raceways:**  
File E4376 Guide RJBT.

**Fittings:** File E41751 Guide RJPR.  
Meets Article 386 of NEC.  
Meets Section 12-1600 of CEC.

## 1500 Series Raceway System Layout



**NOTE:** Illustration is for showing product applications only.

### KEY

- |                                |  |                                  |
|--------------------------------|--|----------------------------------|
| A. V1517B Adapter Fitting      | G. 1517 Internal Elbow                         | L. 2400 Series Raceway           |
| B. 1528 Utility Box            | H. 1518 External Elbow                         | M. V500 500/700 Series Raceway   |
| C. 1585 Combination Connector  | I. 2642D Junction Box                          | N. 1500 Raceway Base & Cover     |
| D. 1546A Single Receptacle Box | J. 2686FO Transition Feed Fitting              | O. 1/2" Conduit or Armored Cable |
| E. 1546B Duplex Receptacle Box | K. 2600 Series Pancake Overfloor Steel Raceway |                                  |
| F. 1511 90° Flat Elbow         |  |                                  |

### COLOR OPTIONS

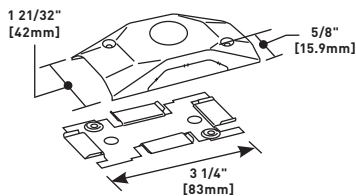


1500 Series™ Raceway components are available in galvanized steel unless otherwise indicated in the part number description.

# 1500 SERIES™ OVERFLOOR RACEWAY

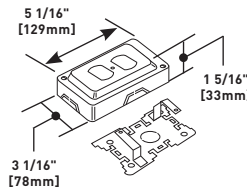
## Ordering Information

### 1528 Utility Box



Base and cover each have 1/2" trade size KO. May be used as a cross, tee, straight through or to terminate run. Two 1500WC Wire Clips included.

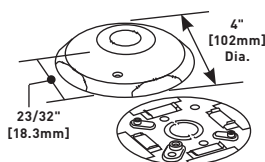
### 1546B Duplex Receptacle Box



Will accommodate commercially available 15A or 20A duplex receptacles. Base has 1/2" and 3/4" concentric trade size KOs. Nonmetallic cover has 1500 and 2600 Series Raceway twistouts on all four sides. Two 1500WC Wire Clips included. Side wiring recommended. Gray finish.

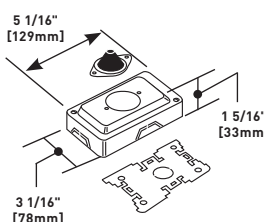
**NOTE:** Box covers are manufactured of UL Listed Noryl plastic, gray textured finish.

### 1542D Junction Box



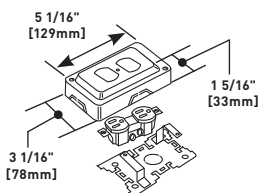
May be used as a cross, tee or elbow. Cover has 1/2" trade size KO. Base has 1/2" and 3/4" concentric trade size KOs to enable connection to floor outlet boxes or underfloor duct systems (use Chase nipple – not included). Two 1500WC Wire Clips included.

### 1546T Telephone Outlet Box



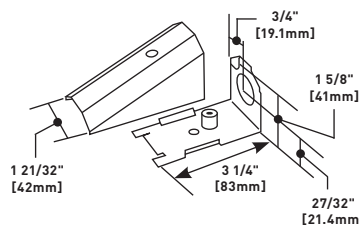
Furnished with 1/2" [12.7mm] rubber stem. Designed to accept modular connecting blocks within the fitting. Nonmetallic cover has 1500 and 2600 Series Raceway twistouts on both ends and both sides. Two 1500WC Wire Clips included. Not UL Listed. Gray finish.

### 1543GL Grounding Duplex Receptacle 15A-125V NEMA 5-15R & Cover



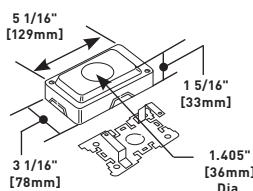
Cover has twistouts for 1500 and 2600 Series Raceway on all four sides. Base has 1/2" and 3/4" trade size concentric KOs. Two 1500WC Wire Clips included. Gray finish.

### 1585 Combination Connector



For connecting 1/2" trade size conduit or armored cable to 1500 Series Raceway.

### 1546A Single Receptacle Box



Will accommodate commercially available straight blade and locking single receptacles with face diameters of 1.38-1.40" [35-36mm]. Base has 1/2" and 3/4" trade size concentric KOs. Nonmetallic cover has 1500 and 2600 Series Raceway twistouts on all four sides. Two 1500WC Wire Clips included. Gray finish.

**NOTE:** Parts identified with this symbol are Certified to Canadian Safety Standards for sale in Canada. When ordering these products, add "C" prefix to part number to denote the Canadian version, i.e. "C1546A".