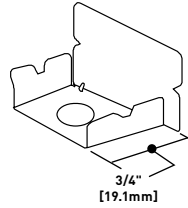


# 2000 SERIES® RACEWAY

## 2000 Series Raceway Interconnectivity Fittings

CONNECTION REQUIRED		USE CATALOG NUMBER
FROM	TO	
500 Series Raceway	Side of 2000 Series Raceway	V2089, V2048, V2048-2
500 Series Raceway	End of 2000 Series Raceway	V2089E, V2048, V2048-2
Existing Outlet	2000 Series Raceway	V2051H
1/2" trade size Conduit or Armored Cable	2000 Series Raceway	V2010A2, V2010A3

### Blank End Fitting

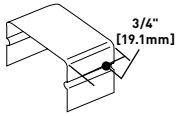


**PART NUMBERS:**  
**V2010B** (Ivory)  
**G2010B** (Gray)

Closes off the open end of 2000 Series Raceway.

## 2000 Series Raceway Ordering Information (continued)

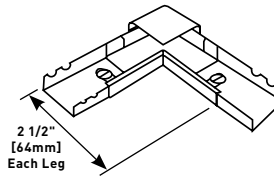
### Cover Clip



**PART NUMBERS:**  
**V2006** (Ivory)  
**G2006** (Gray)

Covers seam where two lengths of 2000 Series Raceway come together.

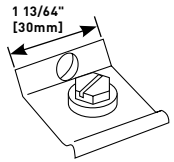
### Flat Elbow Fitting



**PART NUMBERS:**  
**V2011** (Ivory)  
**G2011** (Gray)

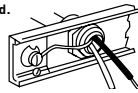
For right angle turns on same surface. Cover stop permits neat butting of 2000C Cover. Two couplings included.

### 2009 Ground Clamp

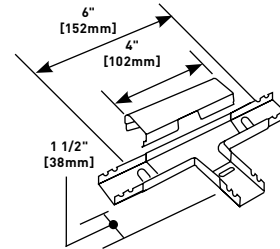


How 2009 is used.

Connects equipment grounding conductor. Provides an additional ground for raceway.



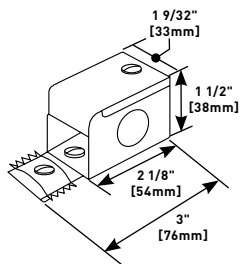
### Tee Fitting



**PART NUMBERS:**  
**V2015** (Ivory)  
**G2015** (Gray)

For branching raceway at right angles. Three couplings included.

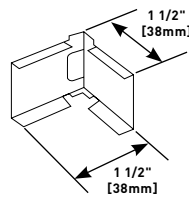
### Entrance End Fitting



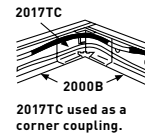
**PART NUMBERS:**  
**V2010A2** (Ivory)  
**G2010A2** (Gray)

Connects 2000 Series Raceway to 1/2" trade size conduit or armored cable connectors. 1/2" trade size KOs located on end, sides, and bottom of fitting. Includes ground screw. If more capacity is required, use 2010A3.

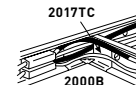
### 2017TC Internal Corner Coupling



Can be used as inside corner coupling or as coupling and straight thru fitting. Furnished with one fiber bushing.

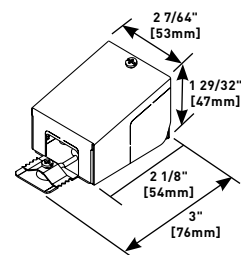


2017TC used as a corner coupling.



2017TC used as a corner coupling and a straight-through fitting.

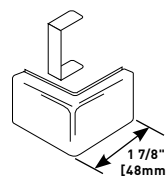
### Entrance End Fitting



**PART NUMBERS:**  
**V2010A3** (Ivory)  
**G2010A3** (Gray)

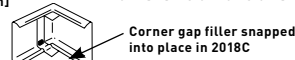
1/2" trade size KOs located on end, sides, and bottom of fitting. 3/4" KOs on bottom and rear. Includes ground screw.

### External Elbow Cover



**PART NUMBERS:**  
**V2018C** (Ivory)  
**G2018C** (Gray)

Covers gap when external corner is made by notching and bending 2000B Base. Continues raceway runs around outside corners.

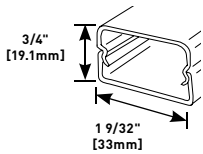


Corner gap filler snapped into place in 2018C

# PLUGMOLD® 2000 SERIES™

## Plugmold 2000 Series Ordering Information

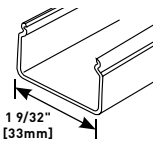
### Base and Cover



**PART NUMBERS:**  
**V2000BC** (Ivory)  
**WH2000BC** (White)  
**G2000BC** (Gray)  
**BK2000BC** (Black)  
**S2000BC** (Stainless Steel)

2000B Base: .040" [1.0mm] steel; 2000C Cover: .025" [.6mm] steel. Packed ten 5' [1.5m] lengths of each per carton.

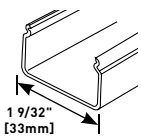
### Raceway Base



**PART NUMBERS:**  
**V2000B-5** (Ivory)  
**WH2000B-5** (White),  
**G2000B-5** (Gray)  
**BK2000B-5** (Black)  
**S2000B-5** (Stainless Steel)

.040" [1.0mm] steel. Packed twenty 5' [1.5m] lengths per carton.

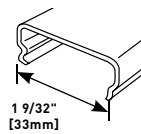
### Raceway Base



**PART NUMBERS:**  
**V2000B-10** (Ivory)  
**WH2000B-10** (White)  
**G2000B-10** (Gray)  
**BK2000B-10** (Black)  
**S2000B-10** (Stainless Steel)

.040" [1.0mm] steel. Packed ten 10' [3.05m] lengths per carton.

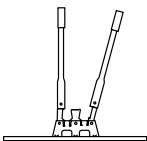
### Raceway Base



**PART NUMBERS:**  
**V2000C** (Ivory)  
**WH2000C** (White)  
**G2000C** (Gray)  
**BK2000C** (Black)  
**S2000C** (Stainless Steel)

.025" [.6mm] steel. Packed twenty 5' [1.5m] lengths per carton. Has no receptacle hole cuts.

### 620 Raceway Base and Cover Cutter

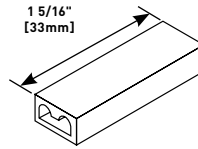


Portable cutter for both 2000 Base and Cover.

### 620BCK Replacement Blade Kit

Replacement blades and die set for 620 Cutter.

### W30/W30G Pressure-Type Wire Connectors

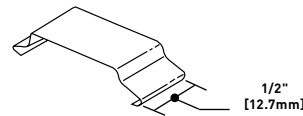


**NOTE: Not for use with aluminum conductors.**

**W30** – For common connection of two, three, or four No. 12 or No.14 solid copper conductors.

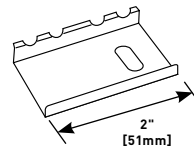
**W30G** – For connection of equipment grounding of 2, 3, or 4 solid conductors No. 14 or No. 12 AWG. 300V maximum; 20A 105° C maximum.

### 2000WC Wire Clip (Plated)



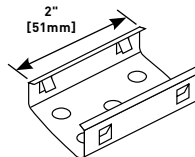
Use when conductors bypass receptacles. Not UL Listed.

### 2001 Coupling (Galvanized Steel)



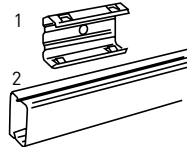
Joins lengths of 2000 Series Raceway Base.

### 2003 Supporting Clip



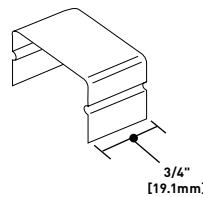
**PART NUMBERS:**  
**V2003** (Ivory)  
**2003** (Plated Finish)

Temporary support, while positioning lengths of raceway base. Use with 2000 Series Raceway.



- 2003 mounted on surface with No. 6 flathead screw.
- Plugmold 2000 or 2100 snaps into 2003 Supporting Clip.

### 2006 Cover Clip



**PART NUMBERS:**  
**V2006** (Ivory)  
**WH2006** (White)  
**G2006** (Gray)  
**BK2006** (Black)  
**S2006** (Stainless Steel)

Covers seam where lengths of cover or base meet.