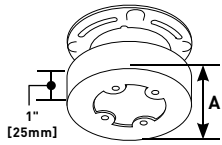


# 500® & 700® SERIES RACEWAY

## 500 & 700 Series Raceways Device Boxes Ordering Information (continued)

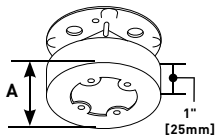
### Open Base Extension Box



Mounts on 3 1/4" or 4" [83mm or 102mm] conduit boxes or other recessed outlets. Cover accepts devices with mounting screw centers of 2 3/4", 3 1/2" or 4 1/16" [70mm, 89mm, or 103mm]. Can be used with 5736 Blank Cover as a pull or junction box.

CAT. NO.	DIA. A.
V5737, 5737WH	4 3/4" [121mm]
V5737A, 5737AWH	5 1/2" [140mm]
V5739A	6 3/8" [162mm]

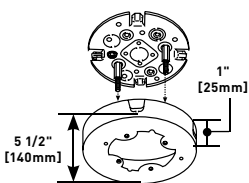
### Solid Base Fixture Box



Used to hang fixtures. Cover accepts devices with mounting screw centers of 2 3/4", 3 1/2", and 4 1/16" [70mm, 89mm, and 103mm]. Base has four holes for fixture studs, four 1/2" trade size KO's, and raised section for no-bolt fixture-stud. Use as a junction or pull box with 5736 Blank Cover.

CAT. NO.	DIA. A.
V5738, 5738WH	4 3/4" [121mm]
V5738A, 5738AWH	5 1/2" [140mm]
V5739, 5739WH	6 3/8" [162mm]

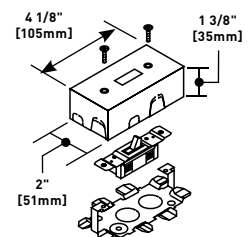
### Solid Base Fan Box



**PART NUMBERS:**  
**V5738AF** (Ivory)  
**5738AFWH** (White)

Cover accepts fan bracket with mounting centers of 3 3/16" [81mm]. Base has six mounting holes and 4 1/2" trade size KO's. #10 mounting studs provided. Rated for fans and fixtures up to 50 lbs.

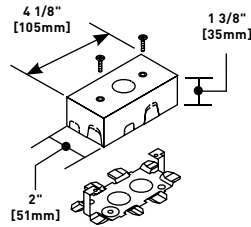
### V57240 15A, 125V Single Pole Switch & Box



Single pole switch included. Accepts standard single-gang switches including three-way. Cover has twistouts for 500 or 700 Series Raceway on each end and sides. Twistouts on ends of box permit running raceway close to interior trim. Base has 1/2" trade size KO's.

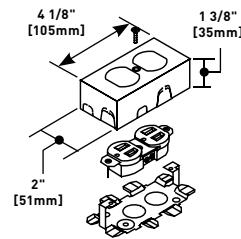
**NOTE:** One-gang device boxes accept NEMA single-gang standard faceplates. Two-gang device boxes accept NEMA double-gang standard faceplates.

### V57242 Utility Box



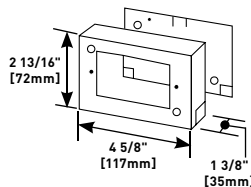
Can be used as tee, cross, pull box, junction box, or blank box. Cover has 1/2" trade size KO and twistouts for 500, and 700 Series Raceway on each end and sides. Twistouts on ends of box permit running raceway close to interior trim. Base has 1/2" trade size KO's.

### V57243G 15A, 125V Duplex Grounding Receptacle (NEMA 5-15R) & Box



Accommodates 15A (NEMA 5-15R) or 20A (NEMA 5-20R) duplex devices in place of duplex grounding receptacle included. Cover has twistouts for 500 and 700 Series Raceway on each end and sides. Twistouts on ends of box permit running raceway close to interior trim. Base has 1/2" trade size KO's.

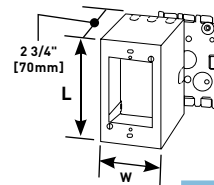
### Switch & Receptacle Box



**PART NUMBERS:**  
**V5741** (Ivory)  
**5741WH** (White)

For shallow type switches (three-way, single, and double pole) and receptacles, including three-wire locking receptacles and single-gang combination devices. Base has 1/2" trade size KO. Position of twistouts on ends permits running raceways close to interior trim.

### Extra Deep Switch & Receptacle Box



For deep devices such as momentary contact, remote control switches, and hospital signaling system devices. Base has 1/2" trade size KO's. Larger gang boxes available by special order.

CAT. NO.	L	W	GANGS
V5744, 5744-WH	4 5/8" [117mm]	2 7/8" [73mm]	1
V5744-2, 5744-2WH	4 3/4" [121mm]	4 3/4" [121mm]	2
V5744-3	4 5/8" [117mm]	6 1/2" [165mm]	3

**NOTE:** 500 & 700 Series Raceway Systems Device Boxes that are identified with this symbol are Certified to Canadian Safety Standards for sale in Canada. When ordering these products (this page and the next page), change the "V" color prefix to "VC" or the "WH" color suffix to "WHC" to denote the Canadian versions.