

400, 800, 2300 & 2300D SERIES™ RACEWAYS

Two-Piece, Single- and Dual-Channel, Low Profile



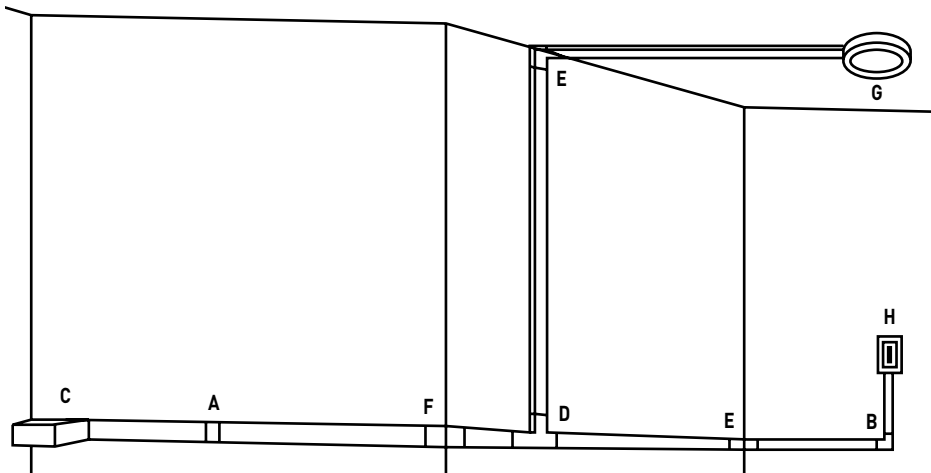
Two-piece, single- and dual-channel, low profile raceway. Easy-to-install and ideal for power or communication installations.

CODE REFERENCE

cULus Listed Raceway:
File E90378 Guide RJTX.
Complies with flammability requirements of UL-5A.

Fittings:
File E90377 Guide RJYT.
Meets Article 388 of NEC.
UL Listed for up to 600V.
Meets Section 12-1600 of CEC.

400, 800, 2300 & 2300D Series Raceways System Layout



NOTE: Illustration is for showing product applications only.

KEY

- | | |
|---|--|
| A. 406, 806, 2306 Cover Clip | E. 417, 817, 2317, 2317DFO Internal Elbow |
| B. 411, 811, 2311, 2311DFO Flat Elbow Fitting | F. 418, 818, 2318, 2318DFO External Elbow |
| C. 810A2, 2310A, 2310DFO Entrance End Fitting | G. 2337A, 2338A Round Device Boxes |
| D. 415, 815, 2315 Tee | H. 2344, 2347, 2348 Sure-Snap Device Boxes |

COLOR OPTIONS



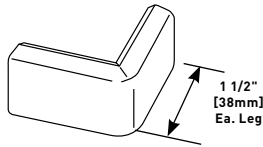
400, 800, 2300 Series Raceway Part Numbers with a "-WH" suffix have a white finish. Part Numbers without a suffix have an ivory finish. 400, 800, 2300 Series Raceways are paintable using latex paint.

Custom color options are also available. Consult the factory for more information.

400, 800, 2300 & 2300D SERIES™ RACEWAYS

Ordering Information (continued)

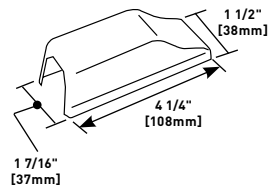
External Elbow



PART NUMBERS:
418 (Ivory),
418-WH (White)

For right angle turns around external corners.

Entrance End Fitting



PART NUMBERS:
810A2 (Ivory)
810A2-WH (White)

For connecting 400 or 800 Series Raceway with 1/2" trade size conduit or armored cable. 1/2" trade size KO on end and bottom.

NOTE: Device Boxes for 400 Series Raceway can be found on pages located at the end of this product section.

800 Series Raceway Wire Fill Capacities for Communications

	CABLE/WIRE SIZE	O.D. (Approx. Dia.)		40% FILL
		Inches	[mm]	
UNSHIELDED TWISTED PAIR	4-pair, 24 AWG, Cat 3	0.190	[4.8]	3
	4-pair, 24 AWG, Cat 5e	0.210	[5.3]	3
	4-pair, 24 AWG, Cat 6	0.250	[6.3]	2
	4-pair, 24 AWG, Cat 6a*	0.354	[9.0]	1
	25-pair, 24 AWG	0.410	[10.4]	0
COAXIAL	RG6/U	0.270	[6.9]	1
FIBER	ZipCord	0.118 x 0.236	[3 x 6]	3
	Round 4 Strand Fiber	0.187	[4.8]	3
	Round 6 Strand Fiber	0.256	[6.5]	2

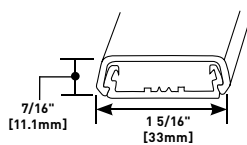
800 Series Raceway Wire Fill Capacities for Power

WIRE SIZE THHN/THWN	O.D.		NO. OF CONDUCTORS
	Inches	[mm]	
14 AWG	0.111	[2.8]	6
12 AWG	0.130	[3.3]	5
10 AWG	0.164	[4.2]	4

NOTE: For additional information, refer to the Technical Section.

* Category 6 augmented (6a) cable for 10 gigabit ethernet – max allowed cable diameter per addenda No. 11 ANSI TIA/EIA 568-B.2.

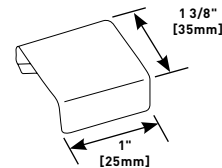
Raceway Base & Cover



PART NUMBERS:
800BAC (Ivory)
800BAC-WH (White)

Low-profile, two-piece raceway with durable, textured PVC ivory or white finishes. Available in 5' [1.52m] lengths. Packed 100' [3.05m] per carton. Supplied with wide adhesive tape along its entire length.

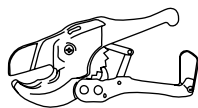
Cover Clip



PART NUMBERS:
806 (Ivory)
806-WH (White)

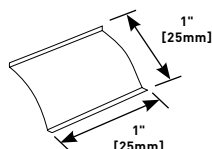
For covering joint where two pieces of 800BAC Series Raceway Cover come together.

PVC-1 PVC Raceway Cutter



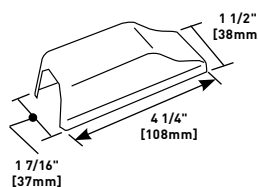
Regular duty cutter. Ideal for use with small nonmetallic raceways.

800WC Wire Clip



For holding conductors in place.

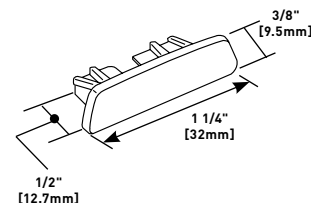
Entrance End Fitting



PART NUMBERS:
810A2 (Ivory)
810A2-WH (White)

For connecting 400 or 800 Series Raceway with 1/2" trade size conduit or armored cable. 1/2" trade size KO on end and bottom.

Blank End Fitting



PART NUMBERS:
810B (Ivory),
810B-WH (White)

For closing open end of 800BAC Series Raceway.

NOTE: Device Boxes for 800 Series Raceway can be found on pages located at the end of this product section.