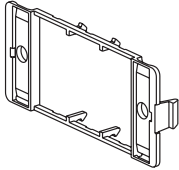


## CM SERIES™ COMMUNICATION MODULES

## Ordering Information

## CM Series Communication Modules Specialty Mounting Adapters Ordering Information

## End Plate



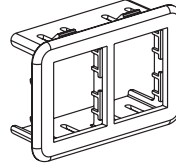
## PART NUMBERS:

**CM-EPLA-WH** (White)  
**CM-EPLA-FW** (Fog White)  
**CM-EPLA-G** (Gray)

End plates with two outlet ID labels with clear covers and two matching screw covers. Required when mounting modules into 4050, 5450, 5550, and WSA07-4A device mounting brackets, and the V2444D-2A and 2344SD-2A 2-gang divided raceway box.

## AB2TJ

## Ortronics® TracJack 2A Mini Mounting Adapter

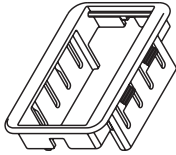


## PART NUMBERS:

**AB2TJ-WH** (White)  
**AB2TJ-GY** (Light Gray)  
**AB2TJ-BK** (Black)  
**AB2TJ-G** (Gray)

Accepts two Ortronics® TracJack Inserts.

## CM2/Activate 2A Mini Mounting Adapter

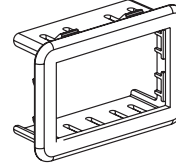


## PART NUMBERS:

**CM-2AB-WH** (White)  
**CM-2AB-GY** (Light Gray)  
**CM-2AB-BK** (Black)  
**CM-2AB-G** (Gray)

Accepts one CM2 Series communication module or one Pass & Seymour 2A Activate Series insert.

## Ortronics® Series II 2A Mini Mounting Adapter

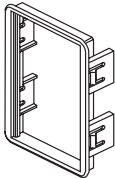


## PART NUMBERS:

**ABS2-WH** (White)  
**ABS2-GY** (Light Gray)  
**ABS2-BK** (Black)  
**ABS2-G** (Gray)

Accepts one Ortronics® Series II 1-unit insert.

## 6A Mini Mounting Adapter

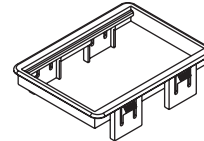


## PART NUMBERS:

**CM-MAB-GY** (Light Gray)  
**CM-MAB-BK** (Black)  
**CM-MAB-FW** (Fog White)

6A opening. Must be purchased separately for mounting communication modules in service fittings where it is indicated they are not included.

## Ortronics Series II 6A Mounting Adapter

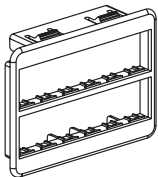


## PART NUMBERS:

**MAB3S2-GY** (Light Gray)  
**MAB3S2-BK** (Black)  
**MAB3S2-G** (Gray)

Accepts three Ortronics® Series II 1-unit inserts.

## Ortronics® TracJack 6A Mounting Adapter

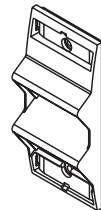


## PART NUMBERS:

**MAB6TJ-GY** (Light Gray)  
**MAB6TJ-BK** (Black)  
**MAB6TJ-G** (Gray)

Accepts six Ortronics® TracJack inserts.

## Angled Raceway Adapter



## PART NUMBERS:

**CM-ARA-WH** (White)  
**CM-ARA-GY** (Light Gray)  
**CM-ARA-G** (Gray)

For use with multi-channel raceway device brackets and WallSource device mounting brackets. Angled exit provides additional mounting depth required for audio/visual connections as well as ensuring the required bend radius for UTP and fiber optic cabling. Holds two CM2 Series modules or two 2A inserts. Fits 5507 Series Faceplate opening.