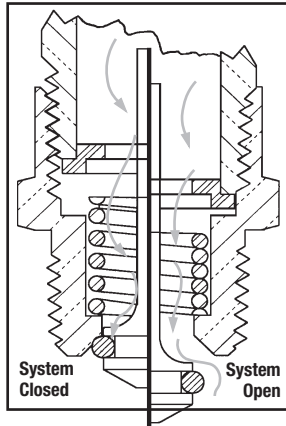


# Model SCV Watts Service Check Valve

IS-SCV

## Installation Instructions

Watts Service Check Valves, Model SCV, facilitate the servicing of system components without the need to drain the system. They install between the system and the component. As the component is threaded into the service check valve the spring loaded valve opens to system pressure. As the component is removed, the valve closes, maintaining system integrity while the component is being inspected. (See other side for installation instructions)



**Limited Warranty:** Watts Regulator Co. (the "Company") warrants each product to be free from defects in material and workmanship under normal usage for a period of one year from the date of original shipment. In the event of such defects within the warranty period, the Company will, at its option, replace or recondition the product without charge.

**THE WARRANTY SET FORTH HEREIN IS GIVEN EXPRESSLY AND IS THE ONLY WARRANTY GIVEN BY THE COMPANY WITH RESPECT TO THE PRODUCT. THE COMPANY MAKES NO OTHER WARRANTIES, EXPRESS OR IMPLIED. THE COMPANY HEREBY SPECIFICALLY DISCLAIMS ALL OTHER WARRANTIES, EXPRESS OR IMPLIED, INCLUDING BUT NOT LIMITED TO THE IMPLIED WARRANTIES OF MERCHANTABILITY AND FITNESS FOR A PARTICULAR PURPOSE.**

The remedy described in the first paragraph of this warranty shall constitute the sole and exclusive remedy for breach of warranty, and the Company shall not be responsible for any incidental, special or consequential damages, including without limitation, lost profits or the cost of repairing or replacing other property which is damaged if this product does not work properly, other costs resulting from labor charges, delays, vandalism, negligence, fouling caused by foreign material, damage from adverse water conditions, chemical, or any other circumstances over which the Company has no control. This warranty shall be invalidated by any abuse, misuse, misapplication, improper installation or improper maintenance or alteration of the product.

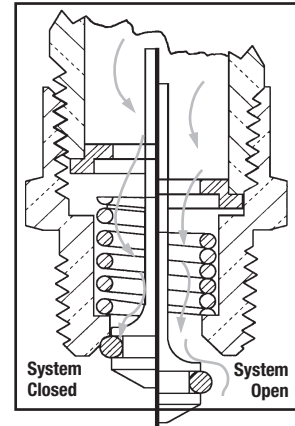
Some States do not allow limitations on how long an implied warranty lasts, and some States do not allow the exclusion or limitation of incidental or consequential damages. Therefore the above limitations may not apply to you. This Limited Warranty gives you specific legal rights, and you may have other rights that vary from State to State. You should consult applicable state laws to determine your rights. **SO FAR AS IS CONSISTENT WITH APPLICABLE STATE LAW, ANY IMPLIED WARRANTIES THAT MAY NOT BE DISCLAIMED, INCLUDING THE IMPLIED WARRANTIES OF MERCHANTABILITY AND FITNESS FOR A PARTICULAR PURPOSE, ARE LIMITED IN DURATION TO ONE YEAR FROM THE DATE OF ORIGINAL SHIPMENT.**

# Model SCV Watts Service Check Valve

IS-SCV

## Installation Instructions

Watts Service Check Valves, Model SCV, facilitate the servicing of system components without the need to drain the system. They install between the system and the component. As the component is threaded into the service check valve the spring loaded valve opens to system pressure. As the component is removed, the valve closes, maintaining system integrity while the component is being inspected. (See other side for installation instructions)



**Limited Warranty:** Watts Regulator Co. (the "Company") warrants each product to be free from defects in material and workmanship under normal usage for a period of one year from the date of original shipment. In the event of such defects within the warranty period, the Company will, at its option, replace or recondition the product without charge.

**THE WARRANTY SET FORTH HEREIN IS GIVEN EXPRESSLY AND IS THE ONLY WARRANTY GIVEN BY THE COMPANY WITH RESPECT TO THE PRODUCT. THE COMPANY MAKES NO OTHER WARRANTIES, EXPRESS OR IMPLIED. THE COMPANY HEREBY SPECIFICALLY DISCLAIMS ALL OTHER WARRANTIES, EXPRESS OR IMPLIED, INCLUDING BUT NOT LIMITED TO THE IMPLIED WARRANTIES OF MERCHANTABILITY AND FITNESS FOR A PARTICULAR PURPOSE.**

The remedy described in the first paragraph of this warranty shall constitute the sole and exclusive remedy for breach of warranty, and the Company shall not be responsible for any incidental, special or consequential damages, including without limitation, lost profits or the cost of repairing or replacing other property which is damaged if this product does not work properly, other costs resulting from labor charges, delays, vandalism, negligence, fouling caused by foreign material, damage from adverse water conditions, chemical, or any other circumstances over which the Company has no control. This warranty shall be invalidated by any abuse, misuse, misapplication, improper installation or improper maintenance or alteration of the product.

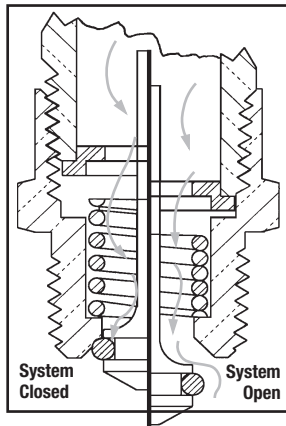
Some States do not allow limitations on how long an implied warranty lasts, and some States do not allow the exclusion or limitation of incidental or consequential damages. Therefore the above limitations may not apply to you. This Limited Warranty gives you specific legal rights, and you may have other rights that vary from State to State. You should consult applicable state laws to determine your rights. **SO FAR AS IS CONSISTENT WITH APPLICABLE STATE LAW, ANY IMPLIED WARRANTIES THAT MAY NOT BE DISCLAIMED, INCLUDING THE IMPLIED WARRANTIES OF MERCHANTABILITY AND FITNESS FOR A PARTICULAR PURPOSE, ARE LIMITED IN DURATION TO ONE YEAR FROM THE DATE OF ORIGINAL SHIPMENT.**

# Model SCV Watts Service Check Valve

IS-SCV

## Installation Instructions

Watts Service Check Valves, Model SCV, facilitate the servicing of system components without the need to drain the system. They install between the system and the component. As the component is threaded into the service check valve the spring loaded valve opens to system pressure. As the component is removed, the valve closes, maintaining system integrity while the component is being inspected. (See other side for installation instructions)



**Limited Warranty:** Watts Regulator Co. (the "Company") warrants each product to be free from defects in material and workmanship under normal usage for a period of one year from the date of original shipment. In the event of such defects within the warranty period, the Company will, at its option, replace or recondition the product without charge.

**THE WARRANTY SET FORTH HEREIN IS GIVEN EXPRESSLY AND IS THE ONLY WARRANTY GIVEN BY THE COMPANY WITH RESPECT TO THE PRODUCT. THE COMPANY MAKES NO OTHER WARRANTIES, EXPRESS OR IMPLIED. THE COMPANY HEREBY SPECIFICALLY DISCLAIMS ALL OTHER WARRANTIES, EXPRESS OR IMPLIED, INCLUDING BUT NOT LIMITED TO THE IMPLIED WARRANTIES OF MERCHANTABILITY AND FITNESS FOR A PARTICULAR PURPOSE.**

The remedy described in the first paragraph of this warranty shall constitute the sole and exclusive remedy for breach of warranty, and the Company shall not be responsible for any incidental, special or consequential damages, including without limitation, lost profits or the cost of repairing or replacing other property which is damaged if this product does not work properly, other costs resulting from labor charges, delays, vandalism, negligence, fouling caused by foreign material, damage from adverse water conditions, chemical, or any other circumstances over which the Company has no control. This warranty shall be invalidated by any abuse, misuse, misapplication, improper installation or improper maintenance or alteration of the product.

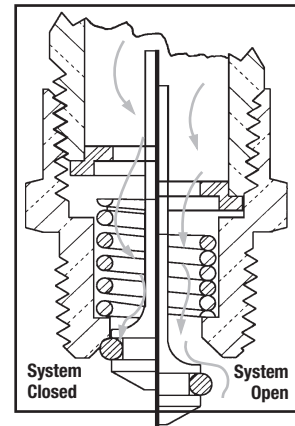
Some States do not allow limitations on how long an implied warranty lasts, and some States do not allow the exclusion or limitation of incidental or consequential damages. Therefore the above limitations may not apply to you. This Limited Warranty gives you specific legal rights, and you may have other rights that vary from State to State. You should consult applicable state laws to determine your rights. **SO FAR AS IS CONSISTENT WITH APPLICABLE STATE LAW, ANY IMPLIED WARRANTIES THAT MAY NOT BE DISCLAIMED, INCLUDING THE IMPLIED WARRANTIES OF MERCHANTABILITY AND FITNESS FOR A PARTICULAR PURPOSE, ARE LIMITED IN DURATION TO ONE YEAR FROM THE DATE OF ORIGINAL SHIPMENT.**

# Model SCV Watts Service Check Valve

IS-SCV

## Installation Instructions

Watts Service Check Valves, Model SCV, facilitate the servicing of system components without the need to drain the system. They install between the system and the component. As the component is threaded into the service check valve the spring loaded valve opens to system pressure. As the component is removed, the valve closes, maintaining system integrity while the component is being inspected. (See other side for installation instructions)



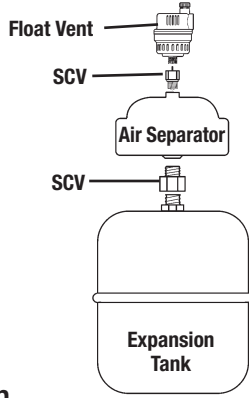
**Limited Warranty:** Watts Regulator Co. (the "Company") warrants each product to be free from defects in material and workmanship under normal usage for a period of one year from the date of original shipment. In the event of such defects within the warranty period, the Company will, at its option, replace or recondition the product without charge.

**THE WARRANTY SET FORTH HEREIN IS GIVEN EXPRESSLY AND IS THE ONLY WARRANTY GIVEN BY THE COMPANY WITH RESPECT TO THE PRODUCT. THE COMPANY MAKES NO OTHER WARRANTIES, EXPRESS OR IMPLIED. THE COMPANY HEREBY SPECIFICALLY DISCLAIMS ALL OTHER WARRANTIES, EXPRESS OR IMPLIED, INCLUDING BUT NOT LIMITED TO THE IMPLIED WARRANTIES OF MERCHANTABILITY AND FITNESS FOR A PARTICULAR PURPOSE.**

The remedy described in the first paragraph of this warranty shall constitute the sole and exclusive remedy for breach of warranty, and the Company shall not be responsible for any incidental, special or consequential damages, including without limitation, lost profits or the cost of repairing or replacing other property which is damaged if this product does not work properly, other costs resulting from labor charges, delays, vandalism, negligence, fouling caused by foreign material, damage from adverse water conditions, chemical, or any other circumstances over which the Company has no control. This warranty shall be invalidated by any abuse, misuse, misapplication, improper installation or improper maintenance or alteration of the product.

Some States do not allow limitations on how long an implied warranty lasts, and some States do not allow the exclusion or limitation of incidental or consequential damages. Therefore the above limitations may not apply to you. This Limited Warranty gives you specific legal rights, and you may have other rights that vary from State to State. You should consult applicable state laws to determine your rights. **SO FAR AS IS CONSISTENT WITH APPLICABLE STATE LAW, ANY IMPLIED WARRANTIES THAT MAY NOT BE DISCLAIMED, INCLUDING THE IMPLIED WARRANTIES OF MERCHANTABILITY AND FITNESS FOR A PARTICULAR PURPOSE, ARE LIMITED IN DURATION TO ONE YEAR FROM THE DATE OF ORIGINAL SHIPMENT.**

### Typical Installation



#### Installation

Install the SCV on the system component: expansion tank float vent, pressure gage etc. Check to be certain the spring loaded check valve opens. Install component with SCV into system piping.

#### Removing System Components

System pressure must be reduced to atmospheric pressure and the contained liquid allowed to reach ambient temperature prior to the removal of any component attached to this valve.

##### CALIFORNIA PROPOSITION 65 WARNING

**WARNING:** This product contains chemicals known to the State of California to cause cancer and birth defects or other reproductive harm. (California law requires this warning to be given to customers in the State of California.)

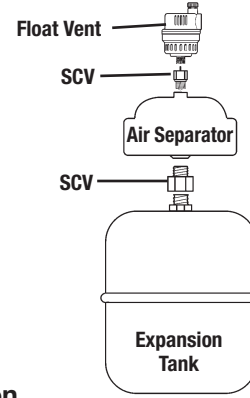
For more information: [www.watts.com/prop65](http://www.watts.com/prop65)

**WATTS**® USA: 815 Chestnut St., No. Andover, MA 01845-6098; [www.watts.com](http://www.watts.com)  
Canada: 5435 North Service Rd., Burlington, ONT. L7L 5H7; [www.wattscanada.ca](http://www.wattscanada.ca)  
Water Safety & Flow Control Products

IS-SCV 0829 EDP# 1910814

© Watts 2008

### Typical Installation



#### Installation

Install the SCV on the system component: expansion tank float vent, pressure gage etc. Check to be certain the spring loaded check valve opens. Install component with SCV into system piping.

#### Removing System Components

System pressure must be reduced to atmospheric pressure and the contained liquid allowed to reach ambient temperature prior to the removal of any component attached to this valve.

##### CALIFORNIA PROPOSITION 65 WARNING

**WARNING:** This product contains chemicals known to the State of California to cause cancer and birth defects or other reproductive harm. (California law requires this warning to be given to customers in the State of California.)

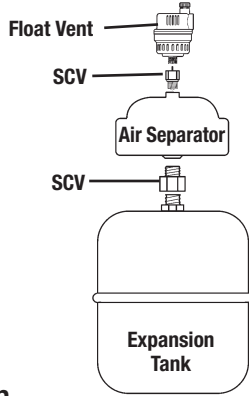
For more information: [www.watts.com/prop65](http://www.watts.com/prop65)

**WATTS**® USA: 815 Chestnut St., No. Andover, MA 01845-6098; [www.watts.com](http://www.watts.com)  
Canada: 5435 North Service Rd., Burlington, ONT. L7L 5H7; [www.wattscanada.ca](http://www.wattscanada.ca)  
Water Safety & Flow Control Products

IS-SCV 0829 EDP# 1910814

© Watts 2008

### Typical Installation



#### Installation

Install the SCV on the system component: expansion tank float vent, pressure gage etc. Check to be certain the spring loaded check valve opens. Install component with SCV into system piping.

#### Removing System Components

System pressure must be reduced to atmospheric pressure and the contained liquid allowed to reach ambient temperature prior to the removal of any component attached to this valve.

##### CALIFORNIA PROPOSITION 65 WARNING

**WARNING:** This product contains chemicals known to the State of California to cause cancer and birth defects or other reproductive harm. (California law requires this warning to be given to customers in the State of California.)

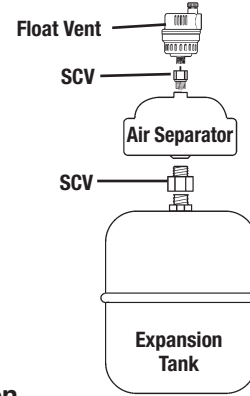
For more information: [www.watts.com/prop65](http://www.watts.com/prop65)

**WATTS**® USA: 815 Chestnut St., No. Andover, MA 01845-6098; [www.watts.com](http://www.watts.com)  
Canada: 5435 North Service Rd., Burlington, ONT. L7L 5H7; [www.wattscanada.ca](http://www.wattscanada.ca)  
Water Safety & Flow Control Products

IS-SCV 0829 EDP# 1910814

© Watts 2008

### Typical Installation



#### Installation

Install the SCV on the system component: expansion tank float vent, pressure gage etc. Check to be certain the spring loaded check valve opens. Install component with SCV into system piping.

#### Removing System Components

System pressure must be reduced to atmospheric pressure and the contained liquid allowed to reach ambient temperature prior to the removal of any component attached to this valve.

##### CALIFORNIA PROPOSITION 65 WARNING

**WARNING:** This product contains chemicals known to the State of California to cause cancer and birth defects or other reproductive harm. (California law requires this warning to be given to customers in the State of California.)

For more information: [www.watts.com/prop65](http://www.watts.com/prop65)

**WATTS**® USA: 815 Chestnut St., No. Andover, MA 01845-6098; [www.watts.com](http://www.watts.com)  
Canada: 5435 North Service Rd., Burlington, ONT. L7L 5H7; [www.wattscanada.ca](http://www.wattscanada.ca)  
Water Safety & Flow Control Products

IS-SCV 0829 EDP# 1910814

© Watts 2008