

Series LF210-5 / 210-5

Temperature Gas Shutoff Valves

⚠ WARNING



Read this Manual **BEFORE** using this equipment. Failure to read and follow all safety and use information can result in death, serious personal injury, property damage, or damage to the equipment. Keep this Manual for future reference.



⚠ WARNING

Local building or plumbing codes may require modifications to the information provided. You are required to consult the local building and plumbing codes prior to installation. If the information provided here is not consistent with local building or plumbing codes, the local codes should be followed. This product must be installed by a licensed contractor in accordance with local codes and ordinances.

⚠ WARNING

Need for Periodic Inspection/Maintenance: This product must be tested periodically in compliance with local codes, but at least once per year or more as service conditions warrant. All products must be retested once maintenance has been performed. Corrosive water conditions and/or unauthorized adjustments or repair could render the product ineffective for the service intended. Regular checking and cleaning of the product's internal components helps assure maximum life and proper product function.



LF210-5 M2



LFL210-5 M2



LFLL210-5 M2



LFLLL210-5 M2

Installation Guidelines

This Gas shutoff should be installed so that the temperature sensing element is located in the water within the upper 6" of the tank.

⚠ WARNING

DO NOT INSTALL IN THE COLD WATER LINE

This Shutoff is an emergency device and will operate only when water temperature approaches a maximum safe level of approximately 210°F. When it shuts off the gas to the burner, some trouble with the operating controls is indicated. The heater installation should be checked by a qualified service technician or licensed plumbing contractor before being put back into service.

After operating from high temperature, the Shutoff must be manually reset (opened). This is done by pressing on the "Reset" button, pushing it in as far as it will go (see instructions below). Tank water temperatures must cool several degrees before valve can be reset after operating. If, after pressing reset button, valve does not stay open allowing gas to flow to the burner, insufficient cooling of the water is the probable cause.

⚠ WARNING

WHEN GAS SHUTOFF OPERATES, IT SHUTS OFF GAS SUPPLY TO BOTH MAIN BURNER AND PILOT.

Before resetting Gas Shutoff, be sure main gas valve at the heater is shut off as well as gas to the pilot. After resetting Gas Shutoff Valve, proceed in lighting heater as for new installation. This valve is not adjustable. It is factory adjusted to operate before the water temperature exceeds 210°F. Do not tamper with device in any way.

Installation Instructions cont.

GAS CAPACITY

C.S.A. listed ratings of this valve are:

For use with natural gas 150,000 BTU/hr.

For use with liquified petroleum gas 243,000 BTU/hr.

NOTICE

See C.S.A. directory for adjustment factors when used with manufactured, mixed and L.P. gas-air mixtures.

Three acceptable positions for installing are shown in sketches below. Figure 1 installation is preferred used in conjunction with T&P relief valve.

WARNING

*A pressure relief valve must be installed as shown to prevent excess pressure by thermal expansion. There must be no valve between the relief valve and heater. Relief valve must be piped to a suitable drain. Relief valve must be located in an area that is not subject to freezing. **Removal of the factory installed T&P valve may void water heater manufacturer's warranty.**

Water Heaters equipped with T&P valve

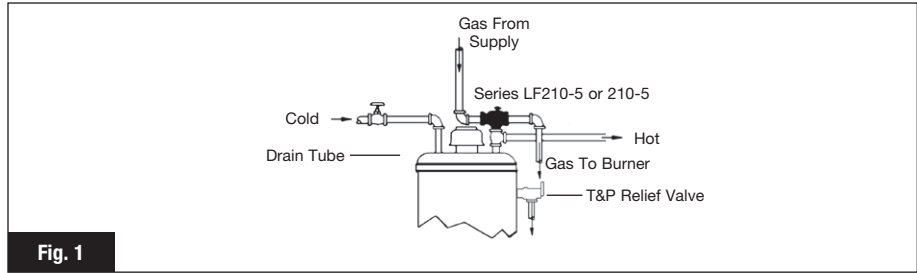


Fig. 1

Water Heaters without factory installed T&P *

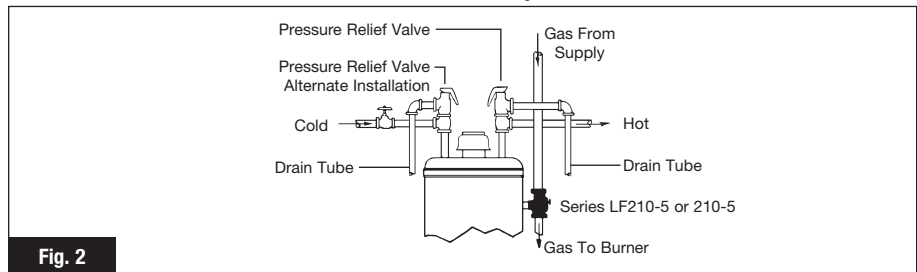


Fig. 2

Water Heaters without factory installed T&P alternate *

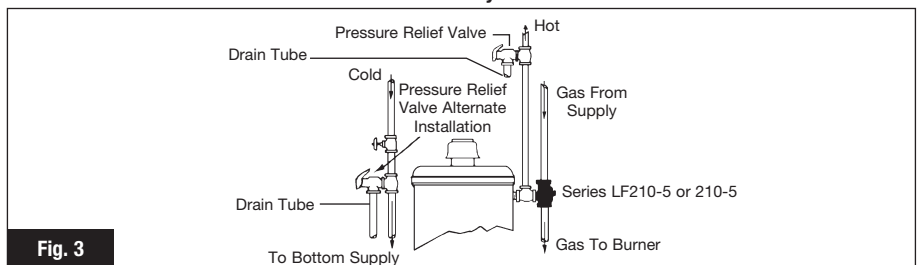


Fig. 3

WARNING: This product contains chemicals known to the State of California to cause cancer and birth defects or other reproductive harm.
For more information: www.watts.com/prop65

Limited Warranty: Watts Regulator Co. (the "Company") warrants each product to be free from defects in material and workmanship under normal usage for a period of one year from the date of original shipment. In the event of such defects within the warranty period, the Company will, at its option, replace or recondition the product without charge.

THE WARRANTY SET FORTH HEREIN IS GIVEN EXPRESSLY AND IS THE ONLY WARRANTY GIVEN BY THE COMPANY WITH RESPECT TO THE PRODUCT. THE COMPANY MAKES NO OTHER WARRANTIES, EXPRESS OR IMPLIED. THE COMPANY HEREBY SPECIFICALLY DISCLAIMS ALL OTHER WARRANTIES, EXPRESS OR IMPLIED, INCLUDING BUT NOT LIMITED TO THE IMPLIED WARRANTIES OF MERCHANTABILITY AND FITNESS FOR A PARTICULAR PURPOSE.

The remedy described in the first paragraph of this warranty shall constitute the sole and exclusive remedy for breach of warranty, and the Company shall not be responsible for any incidental, special or consequential damages, including without limitation, lost profits or the cost of repairing or replacing other property which is damaged if this product does not work properly, other costs resulting from labor charges, delays, vandalism, negligence, fouling caused by foreign material, damage from adverse water conditions, chemical, or any other circumstances over which the Company has no control. This warranty shall be invalidated by any abuse, misuse, misapplication, improper installation or improper maintenance or alteration of the product.

Some States do not allow limitations on how long an implied warranty lasts, and some States do not allow the exclusion or limitation of incidental or consequential damages. Therefore the above limitations may not apply to you. This Limited Warranty gives you specific legal rights, and you may have other rights that vary from State to State. You should consult applicable state laws to determine your rights. **SO FAR AS IS CONSISTENT WITH APPLICABLE STATE LAW, ANY IMPLIED WARRANTIES THAT MAY NOT BE DISCLAIMED, INCLUDING THE IMPLIED WARRANTIES OF MERCHANTABILITY AND FITNESS FOR A PARTICULAR PURPOSE, ARE LIMITED IN DURATION TO ONE YEAR FROM THE DATE OF ORIGINAL SHIPMENT.**

WATTS®

A Watts Water Technologies Company

ISO 9001-2008
CERTIFIED