

**For Residential, Commercial, Solar and Industrial Applications**

Job Name \_\_\_\_\_  
 Job Location \_\_\_\_\_  
 Engineer \_\_\_\_\_  
 Approval \_\_\_\_\_

Contractor \_\_\_\_\_  
 Approval \_\_\_\_\_  
 Contractor's P.O. No. \_\_\_\_\_  
 Representative \_\_\_\_\_

**LEAD FREE\***

**Series LF601, LF601S**

**Lead Free\* Silent Check Valves**

**Sizes: 1/4" – 1"**

Series LF601, LF601S Lead Free\* Silent Check Valves efficiently perform all of the functions of a swing check or vertical lift check valve and at the same time operate silently to prevent the effects of water hammer. The Series LF601 and LF601S silent check valves feature Lead Free\* construction to comply with Lead Free\* installation requirements.

**Features:**

- Viton® disc
- Cast copper silicon alloy body for durability
- Integral Lead Free\* copper silicon alloy seat
- Install in horizontal or vertical position with upward flow
- Low pressure drop equivalent to a swing check
- Silent operation

**Models**

LF601 1/4" – 1/2" threaded end connections  
 LF601S 1/2" – 1" solder end connections\*

**Specifications**

A Lead Free\* silent check valve shall be installed as indicated on the plans. The valve shall have a Viton® disc, integral Lead Free\* copper silicon alloy seat and silent operation. Pressure rating no less than 400psi (27.6 bar) WOG non-shock. The silent check valve shall be constructed using Lead Free\* cast copper silicon alloy body and check with Lead Free\* brass adapter. Lead Free\* silent check valves shall comply with state codes and standards, where applicable, requiring reduced lead content. Valve shall be a Watts Series LF601 (threaded) or LF601S (solder).

**NOTICE**

These valves are not suggested for installation in sewage ejector piping.

Do not use for reciprocating air compressor service.

\*The wetted surface of this product contacted by consumable water contains less than 0.25% of lead by weight.

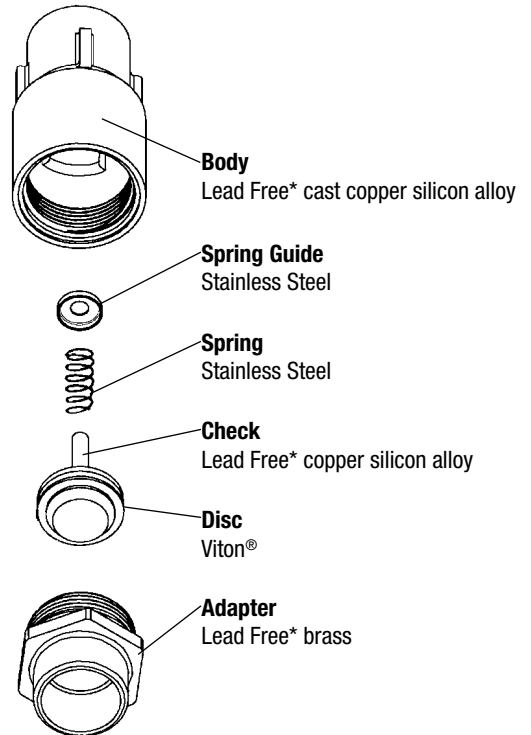


LF601



LF601S\*\*\*

**Materials**



\*\*\*This valve is designed to be soft soldered into lines without disassembly using a low temperature solder; 420°F (216°C). Other solders such as 95/5 tin antimony 460°F (238°C) or 96/4 tin silver 430°F (221°C) can be used. However, extreme caution must be used to prevent seat damage. Higher temperature solders will damage the seat material. ANSI B16.18 states that the maximum operating pressure of 50-50 solder connections is 200 psi (13.8 bars) at 100°F (38°C), and decreases with higher temperatures. Apply heat with the flame directed AWAY from the center of the valve body. Excessive heat can harm the seats.

Watts product specifications in U.S. customary units and metric are approximate and are provided for reference only. For precise measurements, please contact Watts Technical Service. Watts reserves the right to change or modify product design, construction, specifications, or materials without prior notice and without incurring any obligation to make such changes and modifications on Watts products previously or subsequently sold.



# Pressure – Temperature

Maximum Working Pressure:

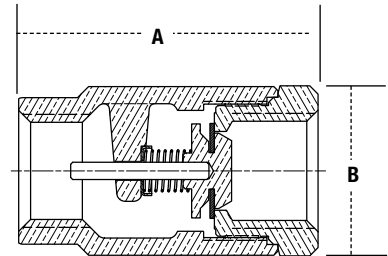
400psi (27.6 bar) WOG non-shock @ 100°F (38°C)

TEMPERATURE		PRESSURE	
Fahrenheit	Celsius	psi	bar
-20° to 100°	-29° to 38°	400	27.6
200°	93°	200	13.8
250°	121°	160	11.0

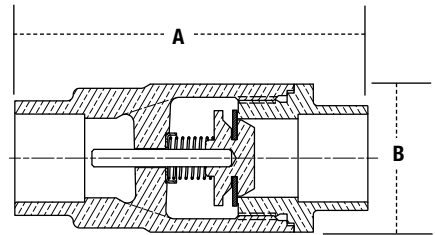
## Dimensions – Weights

SIZE	DIMENSIONS				WEIGHT	
	A		B		lbs.	kg.
in.	in.	mm	in.	mm		
<b>Series LF601</b>						
1/4	2 1/8	54	1 1/4	32	.25	.1
3/8	2 1/8	54	1 1/4	32	.5	.2
1/2	2 1/8	54	1 1/4	32	.5	.2
<b>Series LF601S</b>						
1/2	2 9/16	65	1	25	.25	.1
3/4	3 3/8	86	1 1/2	38	.63	.3
1	3 13/16	97	1 7/8	48	1.0	.5

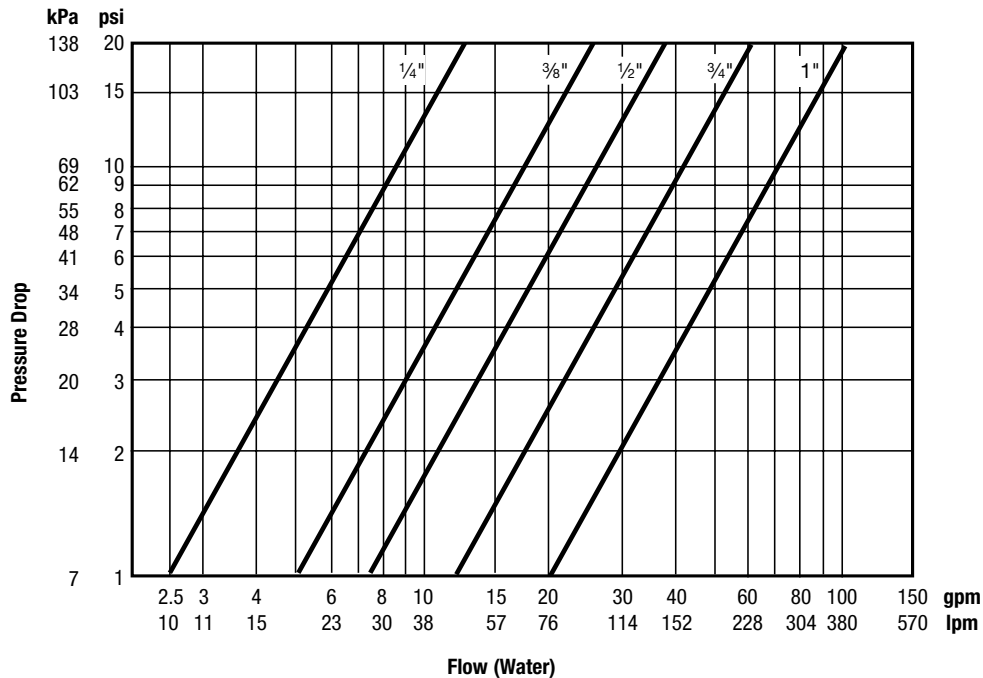
Series LF601



Series LF601S



## Pressure Drop vs. Flow



A Watts Water Technologies Company



ISO 9001-2008  
CERTIFIED

USA: Tel: (978) 688-1811 • Fax: (978) 794-1848 • www.watts.com  
Canada: Tel: (905) 332-4090 • Fax: (905) 332-7068 • www.watts.ca