

Side Wall Power Venters


HS-Series Power Venters

Use to Side Wall Vent non-condensing gas and oil heating equipment that otherwise would require a conventional roof top terminated chimney. Eliminate roof penetrations, install heaters in places without chimney access and overcome negative building pressures. Permanently lubricated motors and aluminized steel housings. UC1 interlock control and fan proving switch included with all models. Adjustable pre/post purge, LED status indicators and fault code memory. Interlock with any 24 Volt or 120 Volt control circuit. Use model WHKE for millivolt heaters and models MAC1E or MAC4E for interlocking multiple heaters.




See Power Venter Ref. Guide

	Inlet/Outlet Diam.	Vent Diam.	MBTU/Hr. Input	Max. Vent Length @		
				300°F Gas Fired	400°F Oil Fired	500°F Oil Fired
HSJ	4"	4"	25-100	100'	100'	100'
HS1	4"	4"	100-150	100'	60'	35'
		4"	200	87'	57'	27'
		6"	150-200	100'	100'	100'
		6"	250	100'	92'	---
HS2	6"	6"	300-450	100'	100'	67'
		6"	500	100'	72'	---
HS3	8"	8"	500-600	100'	100'	---
HS4	8"	8"	700-900	100'	100'	---
		10"	900-1,100	100'	100'	---
HS5	10"	10"	1,100 -1,600	100'	100'	---
		14"	1,600 -1,825	100'	100'	---



HSJ, HS1 & HS2




HS3, HS4 & HS5

This table is for general reference only. Refer to complete selection table in Side Wall Power Venter Reference Guide for sizing details.

VH1-Series Side Wall Vent Hoods

Use with HS-Series Power Venters or with any other non-condensing side wall terminated vent. Commercial grade 5052 aluminum construction is corrosion resistant. Models VH1-3 & 4 have built in clearance from combustibles. Mounting hardware included.

	Inlet Diameter	Rough-in Dimension
VH1-3	3"	6 3/4" Square
VH1-4	4"	8" Square
VH1-6	6"	9" Round
VH1-8	8"	8 1/2" Round
VH1-10	10"	10 1/2" Round



VH1-10



VH1-8