



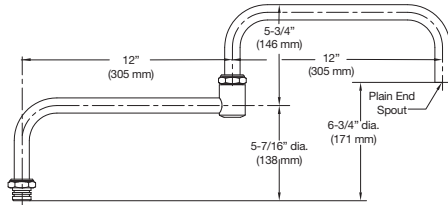
Big-Flo Nozzles

NEW MODELS!

Big-Flo Double Joint Nozzle

- Double-joint nozzle for Big-Flo faucets with 3/4" inlets

116X 24" (610 mm) double-joint swing nozzle
117X 12" (305 mm) front section of double-joint swing nozzle



Big-Flo Swing Nozzles

- For use with Big-Flo faucets with 3/4" inlets



| Model No. | Standard Length | Standard Clearance | Standard Height |
|-------------|-----------------|--------------------|------------------|
| 114X | 12" (305 mm) | 5-3/16" (132 mm) | 8-5/8" (219 mm) |
| 115X | 18" (457 mm) | 7-3/16" (183 mm) | 10-5/8" (270 mm) |

Note: No special outlets are available for these spouts

Special Custom Goosenecks and Nozzles

002848-40 Range Faucet Nozzle

- 18" (457 mm) length, 12" (305 mm) front, 6" (152 mm) back



B-2387 Swivel Gooseneck

- For use with swivel type base faucets
- Chrome plated
- 8-1/2" (216 mm) spread swivel gooseneck
- 10-1/8" (257 mm) total height
- Non-splash aerator (B-0199-01)
- Other dimensions available upon request



C
6

Conversion Adapters

B-0412 Adapter

- Rigid to swivel adapter
- Use for field conversion where a faucet with 3/8" NPT outlet is installed and a swivel gooseneck or nozzle is required
- Use two (2) 7X washers (000986-45) to make gooseneck or nozzle rigid



B-0412-M Master Box (2)

B-0413 Adapter

- Swivel to rigid adapter
- Used for field conversion where a faucet with swivel outlet is installed and a rigid pipe gooseneck is required



B-0413-M Master Box (2)
B-0413-M50 Master Box (50)

B-0414 Adapter

- Gooseneck coupling
- Adapts a 3/8" IPS pipe gooseneck to faucets with 3/8" IPS outlet providing either a swivel or union connection



B-0414-M Master Box (2)

EZ-SWIVEL-CZ Swivel Adapter

- Swivel adapter for Chicago and Zurn faucets

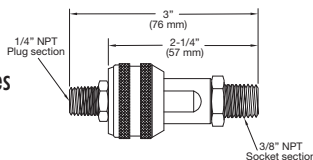
EZ-SWIVEL-FM Swivel Adapter

- Swivel adapter for Fisher faucets

Quick-Connect Coupling Set

B-0452 Quick-Connect Coupling Set

- Chrome plated brass
- For use with water, air and non-corrosive gases
- When 1/4" NPT plug is removed from quick-connect socket, flow is automatically shut off



B-0412-FXX Low Flow Adapter

New Water-Saving Adapter

- Rigid to swivel adapter with flow control tower
- Refer to Flow Tower Chart to specify flow desired and add numbers to model suffix
- 1" -20 UN male thread x 3/8" -18 NPT male thread
- For use on lavatory faucets to conserve water



| Model No. | Flow (GPM) |
|------------|------------|
| B-0412-F03 | 0.25 |
| B-0412-F05 | 0.40 |
| B-0412-F07 | 0.70 |
| B-0412-F10 | 0.90 |
| B-0412-F12 | 1.20 |
| B-0412-F15 | 1.40 |
| B-0412-F16 | 1.60 |
| B-0412-F20 | 2.00 |

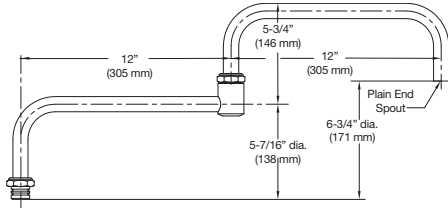
Big-Flo Nozzles

NEW MODELS!

Big-Flo Double Joint Nozzle

- Double-joint nozzle for Big-Flo faucets with 3/4" inlets

116X 24" (610 mm) double joint swing nozzle
117X 12" (305 mm) front section of double joint swing nozzle



Big-Flo Swing Nozzles

- For use with Big-Flo faucets with 3/4" inlets



| Model No. | Standard Length | Standard Clearance | Standard Height |
|-----------|-----------------|--------------------|------------------|
| 114X | 12" (305 mm) | 5-3/16" (132 mm) | 8-5/8" (219 mm) |
| 115X | 18" (457 mm) | 7-3/16" (183 mm) | 10-5/8" (270 mm) |

Note: No special outlets are available for these spouts

Special Custom Goosenecks and Nozzles

002848-40 Range Faucet Nozzle

- 18" (457 mm) length, 12" (305 mm) front, 6" (152 mm) back



B-2387 Swivel Gooseneck

- For use with swivel type base faucets
- Chrome plated
- 8-1/2" (216 mm) spread swivel gooseneck
- 10-1/8" (257 mm) total height
- Non-splash aerator (B-0199-01)
- Other dimensions available upon request



Conversion Adapters

B-0412 Adapter

- Rigid to swivel adapter
- Use for field conversion where a faucet with 3/8" NPT outlet is installed and a swivel gooseneck or nozzle is required
- Use two (2) 7X washers (000986-45) to make gooseneck or nozzle rigid



B-0412-M Master Box (2)

B-0413 Adapter

- Swivel to rigid adapter
- Used for field conversion where a faucet with swivel outlet is installed and a rigid pipe gooseneck is required



B-0413-M Master Box (2)
B-0413-M50 Master Box (50)

B-0414 Adapter

- Gooseneck coupling
- Adapts a 3/8" IPS pipe gooseneck to faucets with 3/8" IPS outlet providing either a swivel or union connection



B-0414-M Master Box (2)

EZ-SWIVEL-CZ Swivel Adapter

- Swivel adapter for Chicago and Zurn faucets

EZ-SWIVEL-FM Swivel Adapter

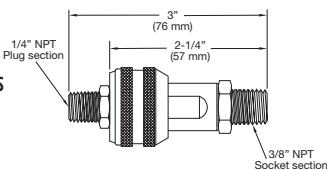
- Swivel adapter for Fisher faucets

D
70

Quick-Connect Coupling Set

B-0452 Quick-Connect Coupling Set

- Chrome plated brass
- For use with water, air and non-corrosive gases
- When 1/4 NPT plug is removed from quick-connect socket, flow is automatically shut off



B-0412-FXX Low Flow Adapter

New Water-Saving Adapter

- Rigid to swivel adapter with flow control tower
- Refer to "Flow Tower Chart" to specify flow desired and add numbers to model suffix
- 1"-20 UN male thread x 3/8"-18 NPT male thread
- For use on lavatory faucets to conserve water



| Model No. | Flow (GPM) |
|------------|------------|
| B-0412-F03 | 0.25 |
| B-0412-F05 | 0.40 |
| B-0412-F07 | 0.70 |
| B-0412-F10 | 0.90 |
| B-0412-F12 | 1.20 |
| B-0412-F15 | 1.40 |
| B-0412-F16 | 1.60 |
| B-0412-F20 | 2.00 |