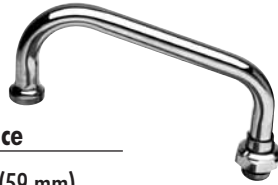


## Nozzles, Goosenecks and Spouts

### Swing Nozzles

**SERIES 1**  
OUTLETS

- Nozzle tip has male threads with a stream regulator



Model No.	Standard Sizes Length	Standard Sizes Clearance
059X	6" (152 mm)	2-5/16" (59 mm)
060X	8" (203 mm)	2-15/16" (74 mm)
061X	10" (254 mm)	3-5/8" (92 mm)
062X	12" (305 mm)	4-3/8" (111 mm)
063X	14" (356 mm)	5" (127 mm)
064X	16" (406 mm)	5-13/16" (147 mm)
065X	18" (457 mm)	6-3/8" (162 mm)

059XM	Master Box (12)	064XM	Master Box (12)
060XM	Master Box (12)	065XM	Master Box (12)
061XM	Master Box (12)	060XP	Plain end outlet
062XM	Master Box (12)	062XP	Plain end outlet
063XM	Master Box (12)		

Note: Use Series 1 outlets on these swing nozzles

### Swivel Gooseneck

**SERIES 1**  
OUTLETS

- Nozzle tip has male threads with a stream regulator

**SERIES 2**  
OUTLETS



Model No.	Standard Sizes Spread	Standard Sizes Height	Standard Sizes Clearance
131X	2-13/16" (71 mm)	4-3/4" (120 mm)	2-9/16" (65 mm)
132X	2-5/8" (67 mm)	9-1/16" (230 mm)	5-9/16" (142 mm)
133X	5-11/16" (145 mm)	10-3/8" (264 mm)	6-3/8" (162 mm)
134X	7-3/4" (192 mm)	11-7/16" (290 mm)	5-1/2" (139 mm)
135X	8-3/4" (223 mm)	12-1/16" (306 mm)	5-9/16" (141 mm)
136X	12-1/4" (310 mm)	14-11/16" (373 mm)	5-3/8" (137 mm)

#### Swivel Gooseneck/Stream Regulator:

131X-ADA	ADA gooseneck
131XM	Master Box (6)
132XM	Master Box (6)
133XM	Master Box (6)
135XM	Master Box (6)

#### Swivel Gooseneck/Plain End Spout:

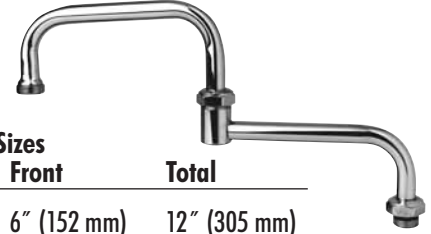
132XP	Same as 132X except with plain end
133XP	Same as 133X except with plain end
134XP	Same as 134X except with plain end

Note: Use Series 2 outlets on these goosenecks except for 131X and 133X, which use Series 1 outlets

### Double-Joint Nozzles

**SERIES 1**  
OUTLETS

- Nozzle tip has male threads with a stream regulator



Model No.	Standard Sizes Back	Standard Sizes Front	Standard Sizes Total
066X	6" (152 mm)	6" (152 mm)	12" (305 mm)
067X	9" (229 mm)	6" (152 mm)	15" (381 mm)
068X	12" (305 mm)	6" (152 mm)	18" (457 mm)
069X	12" (305 mm)	12" (305 mm)	24" (610 mm)

#### Double-Joint Nozzle Sections

151X	6" (152 mm) back section
152X	9" (229 mm) back section
153X	6" (152 mm) front section

Note: Use Series 1 outlets on these nozzles

### Rigid Gooseneck

**SERIES 2**  
OUTLETS

- Nozzle tip has 3/8" NPSM outlet with a stream regulator



Model No.	Standard Sizes Spread	Standard Sizes Height	Standard Sizes Clearance
119X	2-3/4" (70 mm)	8-3/4" (222 mm)	5-1/4" (133 mm)
120X	5-1/2" (140 mm)	10-1/4" (261 mm)	5-5/16" (135 mm)
122X	5-1/2" (140 mm)	11-1/2" (292 mm)	6-7/16" (164 mm)
123X	5-1/2" (140 mm)	12-1/2" (318 mm)	7-1/2" (190 mm)
124X	5-1/2" (140 mm)	13-1/2" (343 mm)	8-9/16" (217 mm)
125X	5-1/2" (140 mm)	14-1/2" (368 mm)	9-9/16" (243 mm)
126X	5-1/2" (140 mm)	15-1/2" (394 mm)	10-1/2" (267 mm)
127X	7-5/8" (194 mm)	10-1/2" (267 mm)	4-1/2" (114 mm)
128X	7-5/8" (194 mm)	13-1/2" (343 mm)	7-9/16" (192 mm)
129X	8-5/8" (219 mm)	11-3/4" (298 mm)	5-1/2" (140 mm)
130X	12-3/16" (310 mm)	13-3/8" (340 mm)	4-9/16" (116 mm)
165X	4-1/16" (103 mm)	8-1/4" (210 mm)	4-13/16" (122 mm)

#### Rigid Gooseneck/Stream Regulator:

120XM	Master Box (6)
-------	----------------

#### Rigid Gooseneck/Plain End Spout:

120XP	Same as 120X except with plain end
122XP	Same as 122X except with plain end
129XP	Same as 129X except with plain end

Note: Use Series 2 outlets on these goosenecks



These base faucets are not equipped with spring check spindle assemblies. They are not for use with pre-rinse units.



This combination has parts which must be ordered separately.

**1-800-476-4103** (East Coast)  
**1-800-423-0150** (West Coast)

### Base Faucets

cont. from p. C16-C17



See p. C15



See p. C15

### B-0200-LN Swivel Base Faucet

- Double pantry faucet, deck-mounted
- Lever handles
- Single hole base faucet with 4" (102 mm) spreader unit
- 1-1/8" (25 mm) shank
- Furnished with 1/4" NPT tailpieces

### B-0205-LN Swivel Base Faucet

- Single pantry faucet, deck-mounted
- Lever handle (specify cold or hot)
- 1/2" NPT single shank
- Furnished with 1/4" NPT tailpiece

## Nozzles

### Double-Joint Nozzle



SERIES 1  
OUTLETS

**066X** 12" (305 mm)

**B-0252**

**B-0257**

**067X** 15" (381 mm)

**B-0251**

**B-0256**

**068X** 18" (457 mm)

**B-0250**

**B-0255**

### Cast Nozzle



SERIES 2  
OUTLETS

**OCS6** 6" (152 mm)



**B-0208**  
**B-0208-CR** ceramic cartridges  
**B-0208-CR-HW** lever handle w/ red index (hot water)

### Swivel Gooseneck



SERIES 1  
OUTLETS

SERIES 2  
OUTLETS

**133X**

**B-0301**

**B-0306**

More Base Faucets for these Nozzles cont. on p. C20

## Notes




These base faucets are not equipped with spring check spindle assemblies. They are not for use with pre-rinse units.



This combination has parts which must be ordered separately.

**1-800-476-4103** (East Coast)  
**1-800-423-0150** (West Coast)

## Base Faucets



See p. C15



See p. C23

### B-0210-LN Swivel Base Faucet

- Wall mounted single pantry faucet
- Four-arm handles
- 1/2" NPT female flanged inlet
- Specify hot or cold

### B-0240-LN Combination Sink Faucet

- Wall mounted mixing faucet
- Lever handles
- 2-1/4" (57 mm) to 8-1/4" (210 mm) centers adjustable inlet arms
- 1/2" NPT female flanged inlets
- Integral screwdriver stops

## Nozzles

### Swing Nozzle



**059X** 6" (152 mm)

B-0212

B-0242

**060X** 8" (203 mm)

B-0210-060X



**061X** 10" (254 mm)



**062X** 12" (305 mm)

B-0211

B-0241

**065X** 18" (457 mm)

B-0210

B-0240

### Double-Joint Nozzle



**066X** 12" (305 mm)

B-0262



**067X** 15" (381 mm)

B-0261



**068X** 18" (457 mm)

B-0260  
 B-0260-CR-177F ceramic cartridges with lever handle



### Cast Nozzle



**OSC6**

B-0216  
 B-0216-177F with lever handle

B-0243

### Swivel Gooseneck



**133X**

B-0312

B-0343

The B-1110-LN, B-1115-LN, B-1120-LN and B-1125-LN series faucets are available with 2" (51 mm) long, 1/2" IPS shanks for mounting on thick counter tops, sinks, etc. To order, add -XS to model number. Ex.: B-1120-XS.

**1-800-476-4103 (East Coast)**  
**1-800-423-0150 (West Coast)**

**Base Faucets**



See p. C27



See p. C27

**B-1100-LN Workboard Faucet**

- Deck-mounted
- Forged brass body
- Removable seats
- 6-1/2" (165 mm) long x 2" (51 mm) wide chrome plated escutcheon
- 3-1/2" (89 mm) centers
- 1" (25 mm) long shanks
- 1/2" NPT thread

**B-1105-LN Workboard Faucet**

- Splash back-mounted
- Forged brass body
- Removable seats
- 6-1/2" (165 mm) long x 2" (51 mm) wide chrome plated escutcheon
- 3-1/2" (89 mm) centers
- 1" (25 mm) long shanks
- 1/2" NPT thread

**Nozzles**

**Swing Nozzle**



**059X** 6" (152 mm)

**B-1100**  
**B-1100-M** Master Box (6)

**B-1105**  
**B-1105-M** Master Box (6)

**060X** 8" (203 mm)

**B-1101**

**B-1106**

**061X** 10" (254 mm)

**B-1102**  
**B-1102-M** Master Box (6)

**B-1107**

**062X** 12" (305 mm)

**B-1103**  
**B-1103-M** Master Box (6)

**B-1108**

**Double-Joint Nozzle**



**068X** 18" (457 mm)

**B-1130**

**B-1135**

**Swivel Gooseneck**



**133X**


**B-1140**

**B-1145**

## Nozzles, Goosenecks and Spouts

### Swing Nozzles

- Nozzle tip has male threads with a stream regulator



Model No.	Standard Sizes	
	Length	Clearance
059X	6" (152 mm)	2-5/16" (59 mm)
060X	8" (203 mm)	2-15/16" (74 mm)
061X	10" (254 mm)	3-5/8" (92 mm)
062X	12" (305 mm)	3-3/4" (95 mm)
063X	14" (356 mm)	5" (127 mm)
064X	16" (406 mm)	5-13/16" (147 mm)
065X	18" (457 mm)	6-3/8" (162 mm)

059XM	Master Box (12)	064XM	Master Box (12)
060XM	Master Box (12)	065XM	Master Box (12)
061XM	Master Box (12)	060XP	Plain end outlet
062XM	Master Box (12)	062XP	Plain end outlet
063XM	Master Box (12)		

Note: Use Series 1 outlets on these swing nozzles

### Swivel Gooseneck

- Nozzle tip has male threads with a stream regulator



Model No.	Standard Sizes		
	Spread	Height	Clearance
131X	2-13/16" (71 mm)	4-3/4" (120 mm)	2-9/16" (65 mm)
132X	2-3/4" (70 mm)	9-1/16" (230 mm)	5-9/16" (142 mm)
133X	5-11/16" (145 mm)	10-3/8" (264 mm)	6-3/8" (162 mm)
134X	7-3/4" (192 mm)	11-7/16" (290 mm)	5-1/2" (139 mm)
135X	8-3/4" (223 mm)	12-1/16" (306 mm)	5-9/16" (141 mm)
136X	12-1/4" (310 mm)	14-11/16" (373 mm)	5-3/8" (137 mm)

#### Swivel Gooseneck/Stream Regulator:

131X-ADA	ADA gooseneck
131XM	Master Box (6)
132XM	Master Box (6)
133XM	Master Box (6)
135XM	Master Box (6)

#### Swivel Gooseneck/Plain End:

132XP	Same as 132X except with plain end
133XP	Same as 133X except with plain end
134XP	Same as 134X except with plain end

Note: Use Series 2 outlets on these goosenecks except for 131X and 133X, which use Series 1 outlets

### Double-Joint Nozzles

- Nozzle tip has male threads with a stream regulator



Model No.	Standard Sizes		
	Back	Front	Total
066X	6" (152 mm)	6" (152 mm)	12" (305 mm)
067X	9" (229 mm)	6" (152 mm)	15" (381 mm)
068X	12" (505 mm)	6" (152 mm)	18" (457 mm)
069X	12" (305 mm)	12" (305 mm)	24" (610 mm)

#### Double-Joint Nozzle Sections

151X	6" (152 mm) back section
152X	9" (229 mm) back section
153X	6" (152 mm) front section

Note: Use Series 1 outlets on these nozzles

### Rigid Gooseneck

- Nozzle tip has 3/8" NPSM outlet with a stream regulator



Model No.	Standard Sizes		
	Spread	Height	Clearance
119X	2-3/4" (70 mm)	8-3/4" (222 mm)	5-1/4" (133 mm)
120X	5-1/2" (140 mm)	10-1/4" (261 mm)	5-5/16" (135 mm)
122X	5-1/2" (140 mm)	11-1/2" (292 mm)	6-7/16" (164 mm)
123X	5-1/2" (140 mm)	12-1/2" (318 mm)	7-1/2" (190 mm)
124X	5-1/2" (140 mm)	13-1/2" (343 mm)	8-9/16" (217 mm)
125X	5-1/2" (140 mm)	14-1/2" (368 mm)	9-9/16" (243 mm)
126X	5-1/2" (140 mm)	15-1/2" (394 mm)	10-1/2" (267 mm)
127X	7-5/8" (194 mm)	10-1/2" (267 mm)	4-1/2" (114 mm)
128X	7-5/8" (194 mm)	13-1/2" (343 mm)	7-9/16" (192 mm)
129X	8-5/8" (219 mm)	11-3/4" (298 mm)	5-1/2" (140 mm)
130X	12-3/16" (310 mm)	13-3/8" (340 mm)	4-9/16" (116 mm)
165X	4-1/16" (103 mm)	8-1/4" (210 mm)	4-13/16" (122 mm)

#### Rigid Gooseneck/Stream Regulator:

120XM	Master Box (6)
-------	----------------

#### Rigid Gooseneck/Plain End:

120XP	Same as 120X except with plain end
122XP	Same as 122X except with plain end
129XP	Same as 129X except with plain end

Note: Use Series 2 outlets on these goosenecks