

B-0108-C JetSpray Low Flow Spray Valve

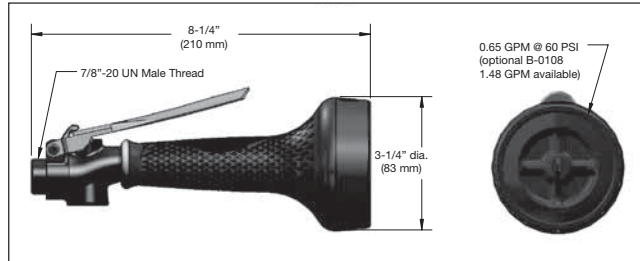


New model with 0.65 GPM – EPAAct 2005 compliant

- Forged brass body
- Fast action stainless steel trigger
- Ergonomic design helps reduce fatigue caused by repetitive tasks
- Retrofits most commercial pre-rinse units and hoses
- Heat insulated touch points on handle with crush resistant grip
- Vandal resistant valve cap
- Tested to two million cycles plus
- Smart one-handed trigger lock
- Removable screen filter
- Quick change replacement parts



B-0108-C
New and Improved
0.65 GPM



Pre-Rinse Accessories

B-0104 Wall Hook Outlet

- Wall mounted hose connection with flange
- 3/8" NPT female inlet
- 3/4"-14 male hose thread on outlet



B-0104-A Same as B-0104 except outlet is 3/8" IPS male

B-0104-D Dummy Wall Hook

- Attaches to wall with screws (furnished)
- Flange diameter 2" (51 mm)
- No inlet connection

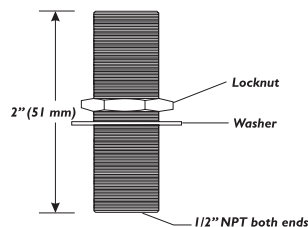


B-0166 Dummy Wall Hook

- Attaches to wall with screws (furnished)
- Flange diameter 2" (51 mm)
- No inlet connection



B-0425 Supply Nipple



B-KF Built-in Protective Flange

- For use when a disappearing hose arrangement is desired
- Flange fits 1-1/2" (38 mm) hole
- Fits sheet metal up to 1/8" (3 mm) thick



B-KG Same as B-KF but fits sheet metal 3/16" (5 mm) thick

B-0970-FE Atmospheric Back-Flow Preventer

- Designed for continuous pressure use
- 3/8" NPT female inlet and outlet
- Polished chrome plated
- Design prevents back siphonage and back-flow



SQ-0093 Wall Outlet

- 3/8" NPT flanged female inlet
- 2" (51 mm) diameter flange
- 3/4"-14 male hose thread on outlet



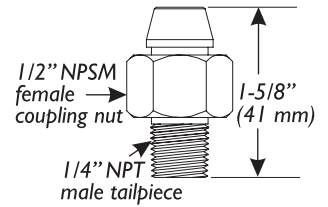
Adapters and Supply Connectors

Adapter Chart

Dimensions	Model
3/8 NPSM male x 3/4-11 1/2 G.H. male	B-GH
1/2 NPT male x 3/8 NPT female (Face bushing)	002337-45
1/2 NPT male x 3/8 NPT female (Hex bushing)	001359-40
3/4-14 male x 1/4 NPT female (Fisher adapter)	002584-25 (172A)
3/4-14 male x 1/4 NPT female	000544-25 (52A)
3/4-14 male x 3/8 NPT male (Chicago adapter)	000545-25 (53A)
3/4-14 male x 3/8 NPE female (Hex stock)	000546-25 (54A)
3/4 G.H. female x 1/2 NPT male	003105-40
3/4-14 male x 5/8-27 female	000552-25
3/4-14 male x 3/4 NPT male	000549-25 (57A)
3/4-14 male x 3/4 NPT female	000550-25 (58A)
3/4-14 male x 3/4-14 male	001806-25 (98A)
55/64-27 male x 1/8 NPT female	001624-25
55/64-27 male x 5/8-27 female	000554-25
55/64-27 female x 3/4-11 1/2 G.H. male	B-GFE

150A Union Coupling Tailpiece

- 1/4" NPT tailpiece with nut fits 1/2" NPT and NPS faucet shanks with 30" tapered inlet



006895-20 Short Elbow

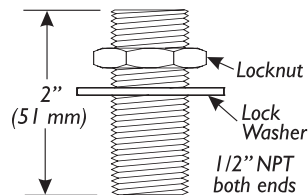
- 1/2" female connectors
- Used with 1/2" male threaded supplies to provide 90° turns at inlets



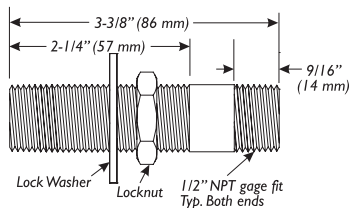
Inlets and Supply Connections

B-0425 Supply Nipple

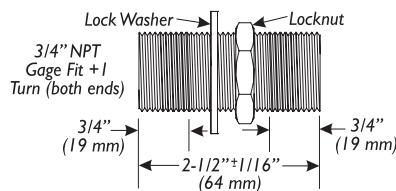
B-0425-M Master Box (2)



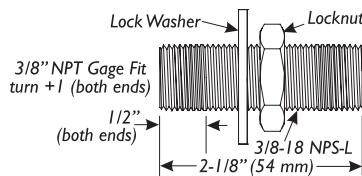
B-0426 Supply Nipple



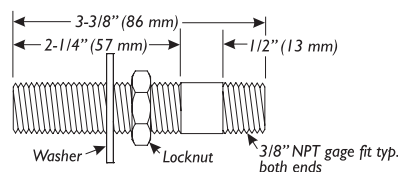
B-0427 Supply Nipple



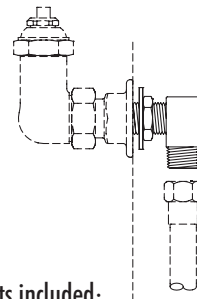
B-0428 Supply Nipple



B-0429 Supply Nipple

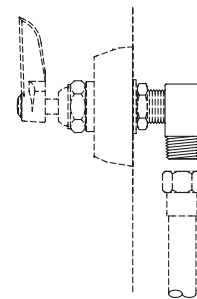


B-0230-K Parts Kit



- Parts included:
1/2" NPT Supply nipple, lock nut and washer
1/2" NPT Male x Female short EL

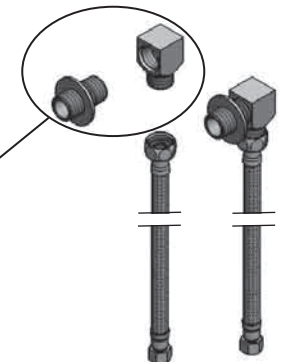
B-1100-K Parts Kit



- Parts included:
1/2" NPT Male x Female short EL

B-0230-KIT Parts Kit

- Parts included:
2 1/2" inlet shanks and close elbows –inlet assembly kit (2 sets per kit)
1 24" flexible supply hose (two sets per kit)



Supply Nipple Length

3/8"	B-0428	2-1/8" (54 mm)
1/2"	B-0429	3-3/8" (86 mm)
1/2"	B-0425	2" (51 mm)
3/4"	B-0426	3-3/8" (86 mm)
3/4"	B-0427	2-1/2" (64 mm)

These red brass supply nipples have tapered pipe threads on each end and a running thread between. They are used on faucets with female inlets to make up tightly to vertical or horizontal surfaces. Washer and nut included. Available in chrome if specified.

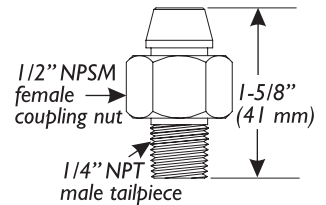
Adapters, Inlets, Supply Connectors and Parts Kits

Adapter Chart

Dimensions				Model
3/8 NPSM	male	x 3/4-11 1/2 G.H.	male	B-GH
1/2 NPT	male	x 3/8 NPT	female (Face bushing)	002337-45
1/2 NPT	male	x 3/8 NPT	female (Hex bushing)	001359-40
3/4-14	male	x 1/4 NPT	male (Fisher adapter)	002584-25 (172A)
3/4-14	male	x 1/4 NPT	female	000544-25 (52A)
3/4-14	male	x 3/8 NPT	male (Chicago adapter)	000545-25 (53A)
3/4-14	male	x 3/8 NPE	female (Hex stock)	000546-25 (54A)
3/4 G.H.	female	x 1/2 NPT	male	003105-40
3/4-14	male	x 5/8-27	female	000552-25
3/4-14	male	x 3/4 NPT	male	000549-25 (57A)
3/4-14	male	x 3/4 NPT	female	000550-25 (58A)
3/4-14	male	x 3/4-14	male	001806-25 (98A)
55/64-27	male	x 1/8 NPT	female	001624-25
55/64-27	male	x 5/8-27	female	000554-25
55/64-27	female	x 3/4-11 1/2 G.H.	male	B-GFE

150A Union Coupling Tailpiece

- 1/4" NPT tailpiece with nut fits 1/2" NPT and NPS faucet shanks with 30" tapered inlet



006895-20 Short Elbow

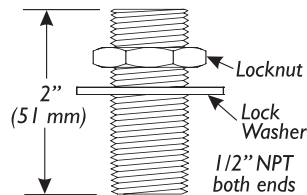
- 1/2" female connectors
- Used with 1/2" male threaded supplies to provide 90° turns at inlets



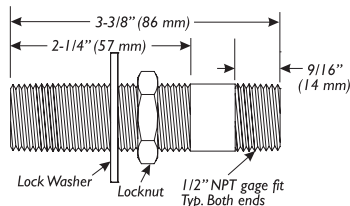
Inlets and Supply Connections

B-0425 Supply Nipple

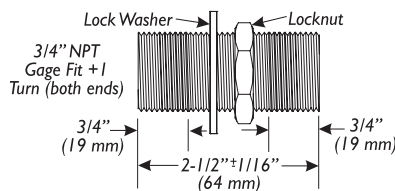
B-0425-M Master Box (2)



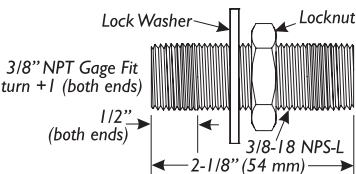
B-0426 Supply Nipple



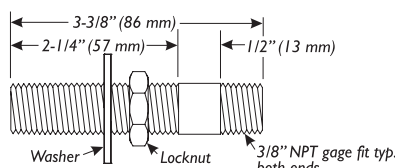
B-0427 Supply Nipple



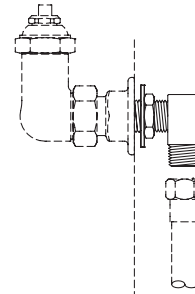
B-0428 Supply Nipple



B-0429 Supply Nipple

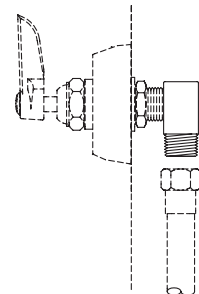


B-0230-K Parts Kit



- Parts included:
1/2" NPT Supply nipple, lock nut and washer
1/2" NPT Male x Female short EL

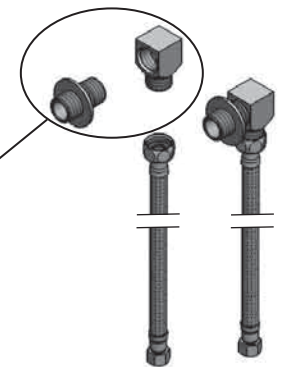
B-1100-K Parts Kit



- Parts included:
1/2" NPT Male x Female short EL

B-0230-KIT Parts Kit

- Parts included:
2 1/2" inlet shanks and close elbows –inlet assembly kit (2 sets per kit)
1 24" flexible supply hose (two sets per kit)



Supply Nipple	Length
3/8" B-0428	2-1/8" (54 mm)
B-0429	3-3/8" (86 mm)
1/2" B-0425	2" (51 mm)
B-0426	3-3/8" (86 mm)
3/4" B-0427	2-1/2" (64 mm)

These red brass supply nipples have tapered pipe threads on each end and a running thread between. They are used on faucets with female inlets to make up tightly to vertical or horizontal surfaces. Washer and nut included. Available in chrome if specified.