



Description/Application

The T-M32 is a fully modulating, gas-fired, tankless on-demand water heater specifically designed for heavy-duty commercial applications. It can be installed either outdoors, indoors, or direct-vented. It can supply to domestic hot water systems or to heating applications (local codes dictate proper compliance). Features HRS35 Copper alloy and a thicker heat exchanger drum for added durability. Multiple units can be combined in a system of water heaters to provide for larger applications such as hotels, large restaurants, apartment complexes, etc. The T-M32 is also backwards compatible with the T-M1 model, making any additions or replacements to current T-M1 systems easy and simple. Please check with all local codes prior to installation.

Fuel: NG or LP

Safety Features

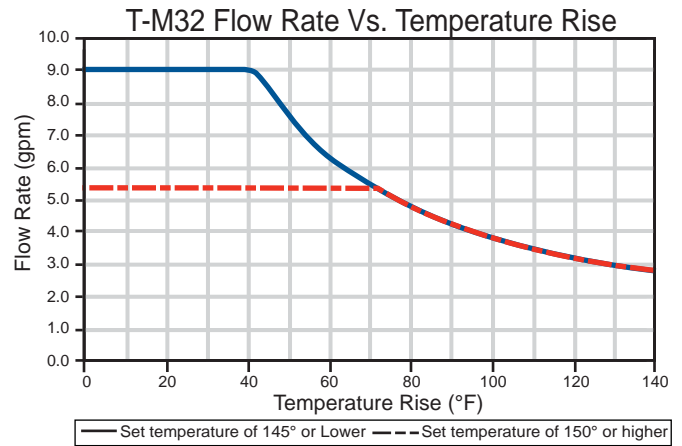
- Built in Freeze Protection
- Manual Reset Hi Limit (Set at 194°F)
- Overheat Cut Off Fuse
- Inlet, Outlet & Mixing Thermistors for Constant Temperature Monitoring
- Air Fuel Ratio Rod
- GFI, Fuse & Surge Absorber
- Power Supply Connection

Venting and Combustion

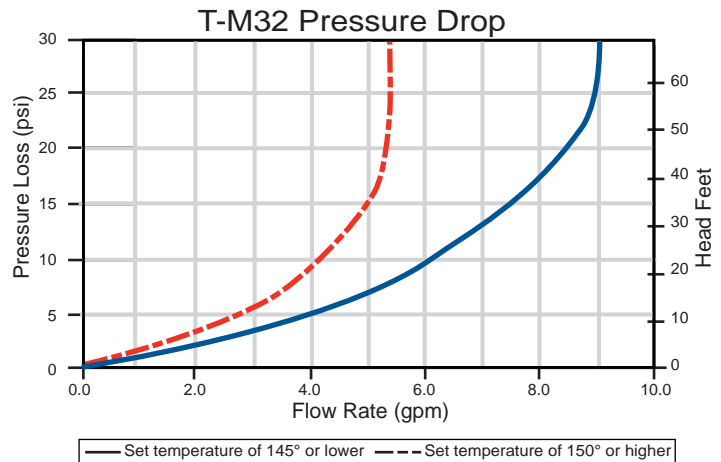
- 4" Category III Stainless Steel
- Vertical or Horizontal Installation
- 50' Max Length, 5 elbows max (90° elbows = 5' equivalent length)
- Power Vent
- Electronic Ignition
- 4" Combustion Air Intake (with optional kit)
- 53dB Noise Level at Max Output

Accessories

- TM-MC01 Multi-Unit Controller (Multi-Unit System)
- TM-RE30 Temperature Remote Control (optional)
 - 400' Max Distance From Water Heater
 - Non-Polarized 18 Gauge Control Wiring
- TM-DV32 Direct Vent Conversion Kit (optional)
- TM-PC32 Pipe Cover (optional)
- TM-VC32 Vent Cap (optional)
- TK-BF01 Backflow Preventor (optional)
- TK-KPWL4 & TK-KPWH4 T-Vent Terminators (optional)



Above shown rate is based on single unit only



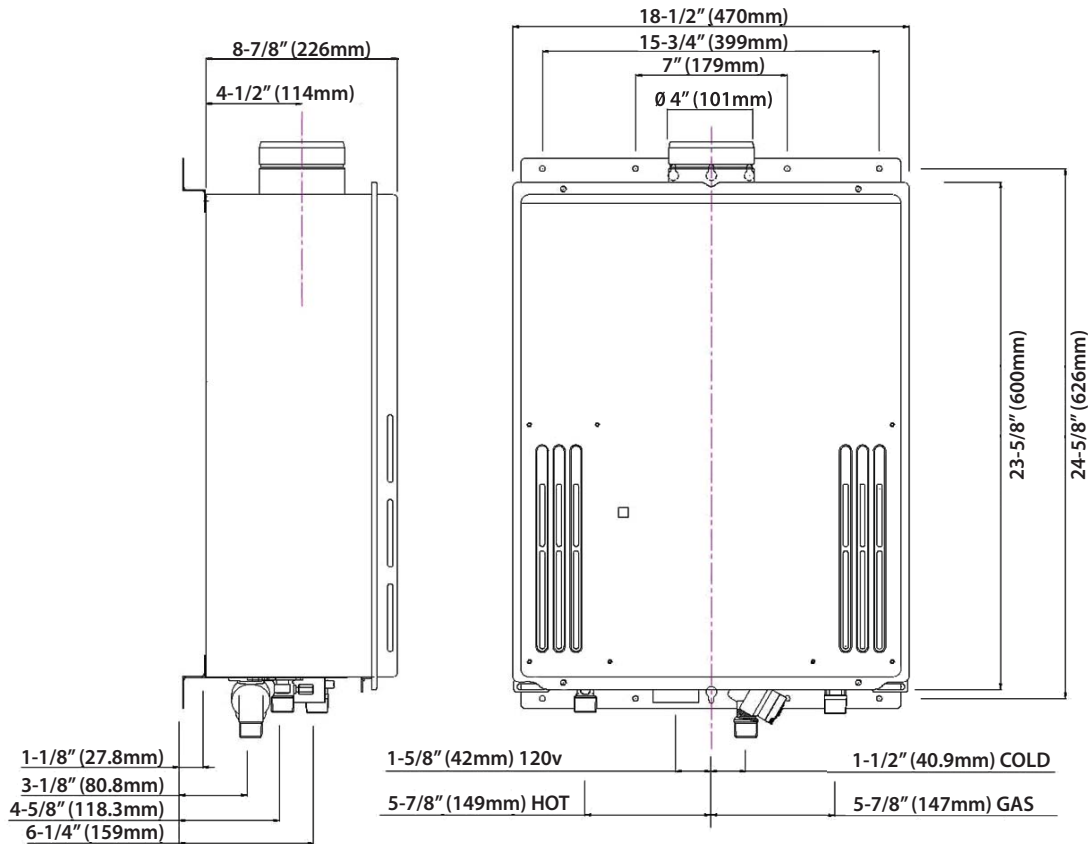
Temperature Settings

Dip Switch:	100°F	115°F	120°F (default)	135°F	145°F	155°F	165°F	185°F			
TM-RE30 Remote Controller											
Default Mode:	100°F	105°F	110°F	115°F	120°F (default)	125°F	130°	135°F	140°F	145°F	150°F
High Temp Mode:	110°F	115°F	120°F (default)	125°F	130°F	135°F	140°F	145°F	150°F	155°F	160°F
	165°F	170°F	175°F	180°F	185°F						

Takagi Industrial Co. USA, Inc.
 5 Whatney Irvine, CA 92618
 888.882.5244 www.takagi.com



Mobius T-M32



T-M32:	HT	W	D	WT	Volt	Amp	Flue	Intake	(Hot/Cold/Gas) Connections	
	23.6"	18.5"	8.9"	56 lbs.	120	0.94	4" O.D.*	4" O.D. (opt.)	3/4" NPT	
	Input		Input							
	Max BTU/h		Min BTU/h			Thermal Eff.	Min Press		Max. Press	
NG	240,000		24,000			82.2%	5.0" W.C.		10.5" W.C.	
LP	240,000		24,000			83.9%	8.0" W.C.		14.0" W.C.	
	GPM		Water PSI			Coil Cap				
	0.5 - 9.0**		15 - 150 PSI***			≈0.2 Gallons				
Clearances			Top		Bottom		Front		Back	Sides
Indoor			12"		12"		24"		1"	2"
Outdoor			36"		12"		24"		1"	2"

* Category III Required **Current numbers based on factory testing, 0.4 GPM Required for Continuous Fire After initial Ignition.

***Pressure Only Relief Valve Requires (Min. 240,000 BTUs. 150 PSI). Min 40 PSI or above recommended for maximum flow.

Takagi USA reserves the right to change or discontinue the design, drawing and/or specification of its products without notice at anytime.

Specification

Mobius water heater(s) shall be Model T-M32 as manufactured by Takagi Industrial Company, Inc. The Mobius water heater(s) shall be a copper coil integral fin and tube construction with quick release brass or bronze waterways. Heater(s) will be factory assembled and tested. The heater shall be vented with 4" Stainless steel Category III vent pipe a distance not to exceed 50' (equivalent) feet terminating vertically or horizontally as prescribed. Intake air with optional direct vent kit may be of such material as PVC not to exceed a total of 50' (equivalent). The heater(s) shall be controlled by onboard solid state printed circuit board monitoring incoming and outgoing temperatures with factory installed thermistors, sensing and controlling flow rate to set point temperature with control both air and gas mixture inputs to maintain thermal combustion efficiency. Unit also consists of ground fault interrupter, inline fusing, spark ignition and sensor system, aluminized stainless steel burners, air-fuel ration rod, Hi limit switch, modulating and proportional gas valves, freeze protection sensor and heating block and overhead cut-off fuses. The water heater(s) shall be CSA listed, exceeds the energy efficiency requirements of ASHRAE 90. 1b-1992 and listed by SCAQMD rule 1146.2 Low Nox.