



Switching Relay

The Taco Switching Relay is the best choice for all your zoning needs, with advanced PowerPort Cards, external diagnostic lights, switchable priority and contractor friendly PC board layouts. Combined with the time proven reliability of the 00® family of circulators and thermostats, total system integration is achieved.



Features

- External Indicator Lights
- Switchable Priority
- Simplified Wiring
- Fully Enclosed Snap-Out Relays
- Compact Design
- Fuse Protected
- 100% Factory Tested
- Isolated End Switch
- Contractor Friendly PC Board Layout
- Universal Thermostat Compatibility
- UL and CSA Approved
- 24 Volt Power Input or Output Terminal
- Extended 3 Year Warranty
- Made in the USA

Additional -EXP Features

- Plug-in PowerPort Card Slots
- Add-on Power Control Plug
- Expandable to 20 Zones
- Interface with -EXP Zone Valve Controls

The Taco Connection

Combine the reliability of the Taco Zone Valves, Priority Zoning Circulators, Thermostats, and the 00® family of circulators with the advanced features of the Taco Zone Controls to achieve total system integration. No matter the application, Taco now provides the products to maximize system performance while simplifying both installation and service.

External Diagnostics

It's no longer necessary to open the box to troubleshoot the system. Externally visible lights show full functionality of the switching relay. The green light should always be on, indicating that power is connected. When the thermostat calls for heat, both the appropriate circulator and red indicating light is energized.

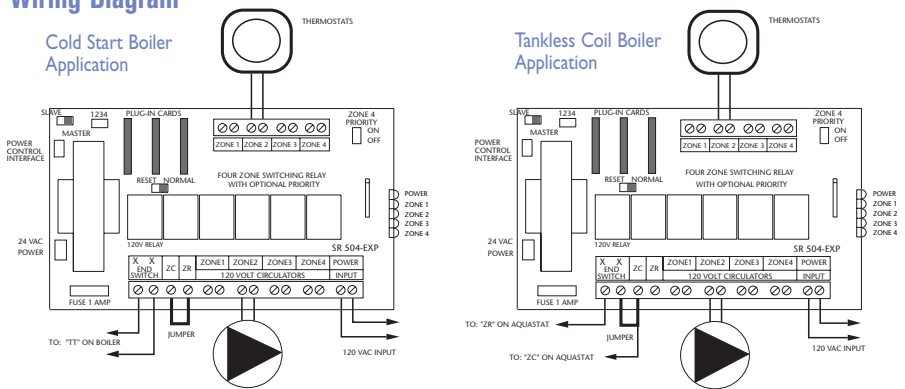
Switching Relays

Taco Switching Relays combine clearly labeled PC board layouts with advanced features that allow for total system customization. Whether using basic priority switching or the advanced features of the -EXP controls, the job is made easy. External indicator lights provide instant diagnostic feedback, making a snap of service calls or new installation start-ups. All switching relays are UL and CSA listed, use standard "ice cube" replaceable relays and are compatible with conventional and programmable thermostats.

Taco Expandable Switching Relays

Whether you want to expand up to 20 zones or utilize the advanced features of the PowerPort Cards and Add-on Power Controls, Taco -EXP controls allow for simple integration of advanced features. Plug in any combination of cards and controls to optimize the operation of any system.

Wiring Diagram



Switching Relays

Product Number	Number of Zones	Transformer Voltage	Maximum Combined Load	Dimensions of Enclosure		
				Width	Height	Depth
SR501	1 Zone	120 VAC Input	5 amps	4 1/4"	5 1/4"	2 3/4"
SR502	2 with Priority	120 VAC Input	15 amps	10 1/4"	6 3/4"	2 3/4"
SR503	3 with Priority	120 VAC Input	15 amps	10 1/4"	6 3/4"	2 3/4"
SR504	4 with Priority	120 VAC Input	20 amps	10 1/4"	6 3/4"	2 3/4"
SR506	6 with Priority	120 VAC Input	20 amps	11 3/4"	7 1/2"	3"

Switching Relays with PowerPort Option

Product Number	Number of Zones	PowerPort Slots	Power Control Plugs	Transformer Voltage	Maximum Combined Load	Dimensions of Enclosure		
						Width	Height	Depth
SR501-EXP	1 Zone	0	1	120 VAC Input	5 amps	4 1/4"	5 1/4"	2 3/4"
SR503-EXP	3 with Priority	3	1	120 VAC Input	20 amps	10 1/4"	6 3/4"	2 3/4"
SR504-EXP	4 with Priority	3	1	120 VAC Input	20 amps	10 1/4"	6 3/4"	2 3/4"
SR506-EXP	6 with Priority	3	1	120 VAC Input	20 amps	11 3/4"	7 1/2"	3"

All Switching Relays are relay type DPDT, have a thermostat current of .18, and have a single phase motor rating per zone of 1/3 hp (5 A) @ 120 VAC.

Plug-in PowerPort Cards*

PC600	Post Purge Timer Plug-in Card
PC605	Priority Protection Plug-in Card
PC610	Universal Timer / Pump Exercise Plug-in Card

Add-on Power Controls*

PC700	Boiler Reset Control
PC702	Two Stage Boiler Reset Control
PC705	Variable Speed Pump Injection Mixing Control

*For use with -EXP controls.

