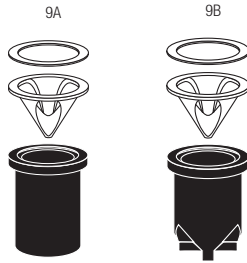
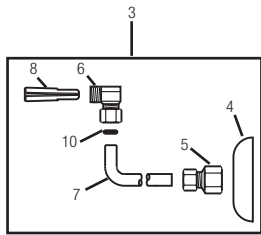
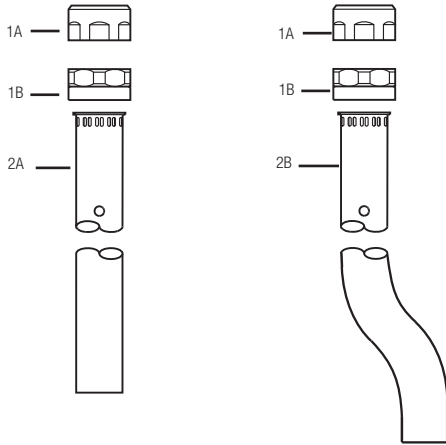


Vacuum Breaker Trap Primer



PARTS LIST

| Item | | | |
|------|----------------|----------|---|
| No. | Code No. | Part No. | Description |
| 1A. | 0323304 | V-579 | Vacuum Breaker Coupling for Royal flushometers |
| 1B. | 0323120 | V-553-A | Vacuum Breaker Coupling Assembly for Regal flushometers |
| 2A. | — | VPF-2 | 1-1/2" (38 mm) x "L" Vacuum Breaker Outlet Tube (see Table 1 on page 102 for length) |
| 2B. | — | VPF-4 | 1-1/2" (38 mm) x "L" Vacuum Breaker Outlet Tube with 2" (50 mm) Offset (see Table 1 on page 102 for length) |
| 3. | 0396067 | F-75-AA | Assembly Kit for Trap Primer |
| 4. | 0306164 | F-7 | Wall Flange |
| 5. | 0396083 | F-73-A | Tubing Fitting |
| 6. | 0396084 | F-75-A | Elbow Compression Fitting |
| 7. | 0396085 | F-76 | 3/8" (9 mm) x 12" (305 mm) Flexible Tubing |
| 8. | 0396089 | F-88 | Water Deflector |
| 9A. | 3323182 | V- 651-A | High Back Pressure Vacuum Breaker Repair Kit (standard with Royal flushometers) |
| 9B. | 3323192 | V- 551-A | Vacuum Breaker Repair Kit (standard with Regal flushometers) |
| 10. | — | VPF-9 | Restriction Washer |

NOTE: For concealed style VB-75-A Trap Primer consult factory.