





# Pilot Lights

## Selection

Description	Class	Enclosure Type	Controller Size or (Lighting Rating)	Lens Color(s)	Legend(s)	Voltage	Catalog Number	List Price \$	
 <p><b>49SBLBF</b></p>	14, 40, 22 <sup>②</sup> , 43 <sup>②</sup> , 30 (2S2W) <sup>③</sup> , LC, LEN, CLM	1	00-4 or (20-200A)	Red, Green, Amber	ON, RUN, OFF <sup>①</sup> , OL TRIPPED <sup>④</sup> , FORWARD, REVERSE, LOW, HIGH	24 Vac	49SBLBJ		
						120 Vac	49SBLBF		
						208/240/277 Vac	49SBLBG		
						480 Vac	49SBLBH		
						600 Vac	49SBLBE		
						24 Vac (Full Voltage)	49SPLOBRJ		
	12, 4/4X	5-8 or (300-400A) 0-8 or (20-400A)	Red (Transformer Type)	ON	120 Vac	49SPLOBRF			
					240 Vac	49SPLOBRG			
					480 Vac	49SPLOBRH			
					600 Vac	49SPLOBRE			
					24 Vac (Full Voltage)	49SPLOAGJ			
					120 Vac	49SPLOAGF			
12, 4/4X	0-4	Green (Transformer Type)	OFF <sup>①</sup>	240 Vac	49SPLOAGG				
				480 Vac	49SPLOAGH				
				600 Vac	49SPLOAGE				
				24 Vac (Full Voltage)	49SPLOAGJ				
				120 Vac	49SPLOAGF				
				240 Vac	49SPLOAGG				
 <p><b>49SPL0BRF</b></p>	30 (2S1W) <sup>②</sup>	1	0-4	Red, Green, Amber	ON, RUN, OFF <sup>①</sup> , OL TRIPPED <sup>④</sup> , FORWARD, REVERSE, LOW, HIGH	24 Vac	49SBLBJ		
						120 Vac	49SBLBF		
						208/240/277 Vac	49SBLBG		
						480 Vac	49SBLBH		
						600 Vac	49SBLBE		
						24 Vac (Full Voltage)	49SPLOBRJ		
	12, 4/4X	2-4	Red (Transformer Type)	ON	120 Vac	49SPLOBRF			
					240 Vac	49SPLOBRG			
					480 Vac	49SPLOBRH			
					600 Vac	49SPLOBRE			
					24 Vac (Full Voltage)	49SPLOAGJ			
					120 Vac	49SPLOAGF			
	1, 12, 4/4X	0-6 (20-400A)	Green (Transformer Type)	OFF <sup>①</sup>	240 Vac	49SPLOAGG			
					480 Vac	49SPLOAGH			
					600 Vac	49SPLOAGE			
					24 Vac (Full Voltage)	49SPLOAGJ			
					120 Vac	49SPLOAGF			
					240 Vac	49SPLOAGG			
1, 12, 4/4X	0-6 (20-400A)	Red (Transformer Type)	ON	480 Vac	49SPLOBRH				
				600 Vac	49SPLOBRE				
				24 Vac (Full Voltage)	49SPLOAGJ				
				120 Vac	49SPLOAGF				
				240 Vac	49SPLOAGG				
				480 Vac	49SPLOAGH				
 <p><b>49SBLBL</b></p>	Lens Kit ONLY (30 (2S1W)) (14, 40, 22, 43, 30 (2S2W), LC, LEN, CLM)	1	0-1 3/4 00-4 or (20-200A)	Red, Green, Amber	—	—	49SBLBL		
 <p>LED bulb BA9s type Used to replace incandescent or LED bulbs<sup>⑤</sup></p>	—	—	—	Red Green Amber White	—	24 V AC/DC	52AED2		
							52AED3		
							52AED4		
							52AEDB		
							52AEB2		
							52AEB3		
	—	—	—	—	Red Green Amber White	—	120 - 600 V AC/DC	52AEB4	
								52AEBB	

① "Off" PL requires: (1) N.C. aux contact, 49AB01 on sizes 00-4.  
 ② Class 22, 25, 26, 30, 32, 43, 83 & 84 requires qty. of (2) pilot light kits. Does not apply to 49SB kits. Select appropriate legend plate as a separate item per

type of starter; either "FORWARD" & "REVERSE" or "LOW" & "HIGH".  
 ③ 2S2W is starter size 0-4.  
 ④ Includes NC aux contact for NEMA starter Size 0-4.

⑤ The "OL TRIPPED" pilot light with a bimetal OLR, requires the OLR to have a N.O. contact as well as a N.C. contact.  
 ⑥ LED bulb applies to only 49SP\* pilot lights. They do not apply to 49SB\* pilot lights.