




Pilot Devices

Selection

Push Buttons and Selector Switches	Class	Enclosure Type	Controller Size or (Lighting Rating)	Type	Catalog Number	List Price \$			
 49SBPB5	14, 40, LC, LEN, CLM [Ⓞ]	Open	00-4	Start, Stop Push Buttons	49SAPB5				
				Hand-Off-Auto Selector Switch	49SASB1				
				Off-On Selector Switch	49SASB4				
		1	00-4 or (20–100A)	00-4 or (20–100A)	Start, Stop Push Buttons	49SBPB5			
					Hand-Off-Auto Selector Switch	49SBSB1			
					Off-On Selector Switch	49SBSB4			
				5-8 or (200–400A)	Start, Stop Push Buttons	49SAP05			
					Hand-Off-Auto Selector Switch	49SAS01			
					Keyed Hand-Off-Auto (key removable in all positions)	49SAS09			
		12, 4/4X	00-8 or (20–400A)	00-8 or (20–400A)	Off-On Selector Switch	49SAS04			
					Start, Stop Push Buttons	49SAP05			
					Hand-Off-Auto Selector Switch	49SAS01			
22, 43	Open	1	Keyed Hand-Off-Auto (key removable in all positions)	49SAS09					
			Off-On Selector Switch	49SAS04					
			Start, Stop Push Buttons	49SAP05					
		12, 4/4X	0-8	0-8	Hand-Off-Auto Selector Switch	49SAS01			
					Keyed Hand-Off-Auto (key removable in all positions)	49SAS09			
					Off-On Selector Switch	49SAS04			
 49SBSB1	30 (2S1W)	Open	0-4	Forward-Off-Reverse Selector Switch	49SASB2				
				Forward-Off-Reverse Selector Switch	49SBSB2				
				Forward, Reverse, Stop Push Buttons	49SAP02				
				Forward-Off-Reverse Selector Switch	49SAS02				
				Forward, Reverse, Stop Push Buttons	49SAP02				
				Forward-Off-Reverse Selector Switch	49SAS02				
		1	0-1 3/4	0-4	High-Off-Low Selector Switch	49SASB3			
					High-Off-Low Selector Switch	49SBSB3			
					High, Low, Stop Push Buttons	49SAP03			
					High-Off-Low Selector Switch	49SAS03			
					High, Low, Stop Push Buttons	49SAP03			
					High-Off-Low Selector Switch	49SAS03			
30 (2S2W)	1	0-4	High-Off-Low Selector Switch	49SASB3					
			High-Off-Low Selector Switch	49SBSB3					
			High, Low, Stop Push Buttons	49SAP03					
			High-Off-Low Selector Switch	49SAS03					
			High, Low, Stop Push Buttons	49SAP03					
			High-Off-Low Selector Switch	49SAS03					
 49SAP05	17, 18, 36, 37, 83, 84, LED, LEF, LEB, CMN [Ⓞ] , CMF [Ⓞ] , CMB [Ⓞ]	1, 12, 4/4X	0-8 (20-400A)	Start, Stop Push Buttons	49SAP05				
				Hand-Off-Auto Selector Switch	49SAS01				
				Keyed Hand-Off-Auto (key removable in all positions)	49SAS09				
				Off-On Selector Switch	49SAS04				
				25, 26	1, 12, 4/4X	0-8	Forward, Reverse, Stop Push Buttons	49SAP02	
							Forward-Off-Reverse Selector Switch	49SAS02	
				32	1, 12, 4/4X	0-4	High, Low, Stop Push Buttons	49SAP03	
							High-Off-Low Selector Switch	49SAS03	

[Ⓞ] To be used for replacement of switch only. Does not include relay or extra contact block on 30-400A CLM and CM Lighting Contactors. Class 49SB not available for these devices.