


Circuit Breakers


MURRAY

Main and Branch Circuit Breakers^①


Breaker Type	Ampere Rating	Catalog Number	Catalog Number ^{②④}	UL Interrupting Ratings (kA)
MD-T^③ 2-Pole 120/240V AC	150	MPD2150	MPD2150R	10
	175	MPD2175■	MPD2175R■	10
	200	MPD2200	MPD2200R	10
MD-HT^③ 2-Pole 120/240V AC	150	MPD2150KH	MPD2150RH	22
	175	MPD2175KH■	MPD2175RH■	22
	200	MPD2200KH	MPD2200RH	22
MD-MT^③ 2-Pole 120/240V AC	150	MPD2150KM	MPD2150RM	65
	175	MPD2175KM■	MPD2175RM■	65
	200	MPD2200KM	MPD2200RM	65




Breaker Type	Ampere Rating	Catalog Number	UL Interrupting Ratings (kA)
M1^⑤ 2-Pole 120/240V AC	100	MBK100M [®]	22
	125	MBK125M [®]	22
M2^⑤ 2-Pole 120/240V AC	150	MBK150M [®]	22
	175	MBK175M [®]	22
	200	MBK200M [®]	22
	225	MBK225M [®]	22



Breaker Type	Ampere Rating	Catalog Number	UL Interrupting Ratings (kA)
ED-A^⑥ 3-Pole 240V AC	125	EP3125	10
	150	EP3150	10
	200	EP3200	10
	175	EP3175	10
	225	EP3225	10



Breaker Type	Ampere Rating	Catalog Number	UL Interrupting Ratings (kA)
MPP^⑦ 2-Pole 120/240V AC	125	MPP2125	10
	150	MPP2150	10
	175	MPP2175■	10
	200	MPP2200	10
	225	MPP2225	10
MPP-HT^⑦ 2-Pole 120/240V AC	125	MPP2125KH	22
	150	MPP2150KH	22
	175	MPP2175KH■	22
	200	MPP2200KH	22
MPP-MT^⑦ 2-Pole 120/240V AC	125	MPP2125KM■	65
	150	MPP2150KM■	65
	175	MPP2175KM■	65
MPP-PT^⑦ 2-Pole 120/240V AC	200	MPP2200KM	65
	225	MPP2225KM■	65
	100	MPP2100KP■	100
	125	MPP2125KP■	100
MPP-PT^⑦ 2-Pole 120/240V AC	150	MPP2150KP■	100
	175	MPP2175KP■	100
	200	MPP2200KP■	100
	225	MPP2225KP■	100



■ Built to order. Allow 2-3 weeks for delivery.

① All circuit breakers on this page are common trip.

② Reverse handle, ON toward lugs. See page 2-23.

③ Requires 4 panel spaces, 2 adjacent, and 2 opposite.

④ For use as load center branch and/or replacement main for old-style load center.

⑤ Main breaker kit for Rock Solid load center

⑥ Requires 6 spaces due to cross over design.

⑦ 4-poles wide for use with 200A modular and Uni-Pak metering

⑧ For use with breaker types MD-T(R), MD-HT(R), MD-MT(R)

⑨ MD-TR required for horizontal mounting applications as shown, or for vertical applications when the lugs are on top. MD-T required for vertical mounting applications with the lugs on the bottom as shown.

⑩ MBK100M for use with 100A and 125A Rock Solid load centers only. MBK125M for use with 125A Rock Solid load centers only.

⑪ MBK150M for use with 150A, 200A, and 225A Rock Solid load centers only. MBK200M for use with 200A and 225A Rock Solid load centers only. MBK225M for use with 225A Rock Solid load centers only.

Circuit Breakers

• Revised •
06/13/14

MURRAY

Lug Data

Circuit Breaker Type	Circuit Breaker Ampere Rating	Cables Per Connector	Connector Wire Range
	LOAD SIDE		
MP-T, MP-HT, MP-MT	7	2	#18-#14 CU
	10	2	#16-#14 CU
	15-35	1 1	#14-#16 AWG Cu #14-#16 AWG Al
	40-50	1 1	#8-#6 AWG Cu #8-#4 AWG Al
	55-125	1 1	#8-#2/0 Cu #8-#2/0 Al
MH-T	15-35	1 1	#14-#8 AWG Cu #12-#8 AWG Al
	40	1	#8 AWG CU-AL
	40-50	1 1	#8-#6 AWG Cu #8-#4 AWG Al
MP-GT, MP-HGT, MP-ET, MP-HET BLF, BLHF, BLE, BLEH	15-30	1 1	#14-#10 AWG Cu #12-#8 AWG Al
	40-60	1 1	#8-#6 AWG Cu #8-#4 AWG Al
MP-AT2, MP-HAT, BAF, BAFH	15-20	1 1	#14-#12 AWG Cu #12-#10 AWG Al
MSQ	15-20	2	#14-#8 AWG Cu Only
	15-20	1 1	#14-#12 AWG Cu #12-#10 AWG Al
	25-35	1 1	#10-#8 AWG Cu #10-#6 AWG Al
	40-60	1 1	#8-#6 AWG Cu #8-#4 AWG Al
MD-T, MD-HT, MD-MT, MD-PT, MD-TR, MD-HTR, MD-MTR, MD-PTR	150-200	1	#1-300kcmil Cu-Al
M1	100	1	#4-3/0 AWG Cu #4-3/0 AWG Al
		1	#4-3/0 AWG Cu #4-3/0 AWG Al
	125	1	#4-3/0 AWG Cu-Al
M2	150	1	#1-300kcmil Cu-Al
	200	1	#1-300kcmil Cu-Al
	225	1	#1-300kcmil Cu-Al
MPP-T, MPP-HT, MPP-MT, MPP-PT	125	1 1	#1 AWG Cu #2/0 AWG Al
	150	1 1	#1/0 AWG Cu #3/0 AWG Al
	175	1 1	#2/0 AWG Cu #4/0 AWG Al
	200	1 1	#3/0 AWG Cu 250kcmil AWG Al
	225	1 1	#4/0 AWG Cu 300kcmil AWG Al
MQ, MQH, MQL	60-225	1	#6-300kcmil Cu #4-300kcmil Al

MURRAY
3

Circuit Breakers