

CATALOG NUMBER

# ECMBR1

electriCenter

ACCESSORIES

## Main Breaker Hold Down Kit

Same As:

- MBR1      ■ EMBR1
- LX400HD



### INSTALLATION INSTRUCTIONS



**⚠ DANGER**

**Hazardous Voltage.**  
Will cause death, serious injury  
or substantial property damage.

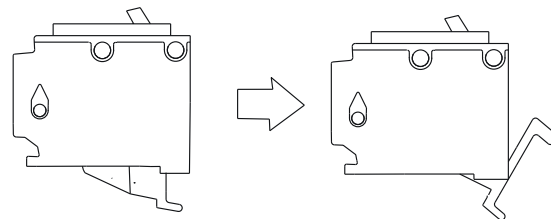
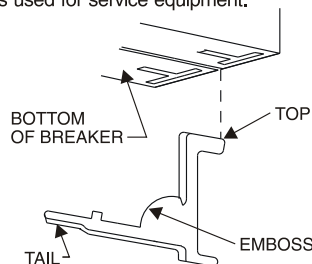
Turn off power supplying this  
equipment before working inside.

### ⚠ SAFETY INSTRUCTIONS

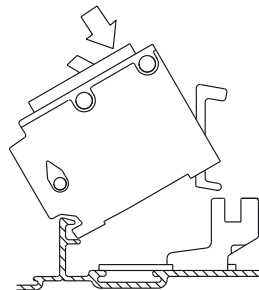
Note: This instruction outlines the recommended installation procedure.

For use only where specified on panel label. Attach "main" label near main breaker or "service disconnect" label only when panel is used for service equipment.

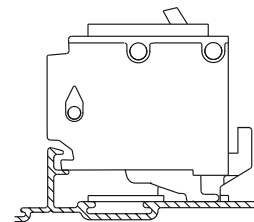
1. Turn off and lock off the power supplying this equipment before working inside.
2. Insert main breaker retainer between poles of breaker. Push retainer up and slightly twist until emboss snaps in place.



3. Push tail of retainer over and up in between poles of breaker.



4. Push breaker onto stabs.



5. Push top of retainer back flush with face of breaker. Tail of retainer will snap out from in between the breaker poles and lock the breaker in place.

Note: To remove breaker, bend breaker rail back and lift back (lug end) of breaker off, pull breaker from stabs.

Not for use on Siemens Ultimate load centers or Murray Rock Solid load centers.