





700 Hand-Held Power Drive

700 Power Drive – The RIDGID® 700 Power Drive has proven to be the industry workhorse in hand-held power drives for decades and has been the most powerful and durable on the market. Constructed with a rugged cast aluminum housing, the 700 PD is designed for heavy-duty applications and everyday use. It is ideal for mechanical, electrical and plumbing contractors as it can cut both right and left-hand threads in seconds, saving time, effort, and money. The 700 PD drives RIDGID 12-R Die Heads for 1/8" - 2" pipe capacity, threads bolts 1/4" - 1", and also drives 141 & 161 Geared Threaders (for increased pipe capacity of 2 1/2" - 6"). The versatility of the 700 PD is further expanded by being able to power RIDGID 258 and 258XL Power Pipe Cutters.




Comparison of RIDGID Power Drive Features

			
	RIDGID 700 PD	RIDGID 690 PD	RIDGID 600 PD
Pipe Capacity	1/8" - 2"	1/8" - 2"	1/8" - 1 1/4"
w/Geared Threaders	2 1/2" - 6" (141/161 Geared Threaders)	N/A	N/A
Bolt Capacity	1/4" - 1"	N/A	N/A
Drive 258/258XL Pipe Cutter	YES	NO	NO
Weight (PD Only)	25 lbs.	19 lbs.	12 1/4 lbs.
Length	28 1/4 Inch	24 Inch	20 Inch
Body and Handle	Cast Aluminum	Cast Aluminum & Heavy-Duty Fiberglass Reinforced Plastic	Cast Aluminum & Heavy-Duty Fiberglass Reinforced Plastic
Spindle Speed (No Load)	32 RPM	32 RPM	32 RPM
Die Heads	12-R	11-R	11-R
Dies	12-R	12-R	12-R
Usage/Applications	Heavy-Duty/Mech/Elect Contractor/Maintenance	Service/Repair Plumber/Maintenance (2")	Service/Repair Plumber (1 1/4")
Certifications/Approvals	UL/CSA/RoHS/WEEE		

Model 700 Hand-Held Power Drive

700 Hand-Held Power Drive Features

- **Capacity:** 1/8" – 2" (3 – 51 mm) pipe
- **Weight:** 25 lbs. (12 kg), Power Drive Only
- **Length:** 28 1/4 in. (71.7 cm)
- **Motor:** Universal 1/2 Hp, 230 or 115 volt, 50 – 60 Hz
- **Switch:** Heavy-duty double-throw switch
- **Gear Head:** All spur gear reduction. Spring loaded adapter pawl, hardened steel spindle gear.
- **Gear Housing:** Cast aluminum
- **Spindle Speed:** 32 rpm (No load)




Shown With Optional Case

Order Information

Catalog No.	Model No.	Description	Shipping Wt.	
			lb.	kg
41935	700	115V 25-60Hz Only	31	14
41940	700	230V 25-60Hz Only	31	14

Accessories

Catalog No.	Model No.	Description	Weight	
			lb.	kg
42600	770	Adapter for 00-R and 00-RB	3 3/8	2
42605	771	Adapter for 0-R	3 3/8	2
42610	772	Adapter for 11-R	3 1/2	2
42615	773	Adapter for 111-R	3	1
42620	774	Square Drive Adapter - 15/16"	5 1/4	2
42625	775	Support Arm for No. 700	11	5
42950	B-171-X	Metal Carrying Case for No. 700 and Accessories	29	13
10883	418	Oiler w/1Gal. Nu-Clear Thread Cutting Oil	17.7	7.7
41620	—	Gearhead Motor Grease	1	0.5
16703	425	1/8" - 2 1/2" TRISTAND Chain Vise	32	14.5
72037	460	1/8" - 6" TRISTAND Chain Vise	47	21.0
—	—	1/8" - 1" 00-R Die Heads, See RT Catalog	—	—
—	—	1/4" - 1" 00-RB Die Heads, See RT Catalog	—	—
—	—	1/8" - 2" 11-R Die Heads, See RT Catalog	—	—
—	—	1/8" - 2" 12-R Die Heads, See RT Catalog	—	—



No. 775 Support Arm

For the complete selection of the Ridgid Tool product line, please refer to the Ridgid Tool Catalog or www.RIDGID.com.



Distributor