




600 Hand-Held Power Drive

600 Power Drive – The RIDGID® 600 Power Drive is the lightest and easiest-to-handle hand-held power drive. With a threading capacity of 1/8" to 1 1/4", the 600 PD is designed for those service or repair plumbers that focus primarily on residential applications. The 600 PD is designed for use with 1/2" - 1 1/4" 11-R Die Heads that come equipped with the unit. The 600 PD also comes standard with the 601 Support Arm and a durable Carrying Case.



Comparison of RIDGID Power Drive Features

			
	RIDGID 700 PD	RIDGID 690 PD	RIDGID 600 PD
Pipe Capacity	1/8" - 2"	1/8" - 2"	1/8" - 1 1/4"
w/Geared Threaders	2 1/2" - 6" (141/161 Geared Threaders)	N/A	N/A
Bolt Capacity	1/4" - 1"	N/A	N/A
Drive 258/258XL Pipe Cutter	YES	NO	NO
Weight (PD Only)	25 lbs.	19 lbs.	12 1/2 lbs.
Length	28 1/4 Inch	24 Inch	20 Inch
Body and Handle	Cast Aluminum	Die Cast Aluminum & Heavy-Duty Fiberglass Reinforced Plastic	Die Cast Aluminum & Heavy-Duty Fiberglass Reinforced Plastic
Spindle Speed (No Load)	32 RPM	32 RPM	32 RPM
Die Heads	12-R	11-R	11-R
Dies	12-R	12-R	12-R
Usage/Applications	Heavy-Duty/Mech/Elect Contractor/Maintenance	Service/Repair Plumber/Maintenance (2")	Service/Repair Plumber (1 1/4")
Certifications/Approvals	UL/CSA/RoHS/WEEE		

Model 600 Hand-Held Power Drive

600 Hand-Held Power Drive Features

- **Capacity:** 1/8" – 1 1/4" (3 – 32 mm) pipe
- **Weight:** 12 1/2 lbs. (5.5 kg), Power Drive Only.
- **Length:** 20 in. (51 cm)
- **Motor:** Universal 1/2Hp, 220 or 115 volt, 50 – 60 Hz
- **Switch:** Heavy-duty paddle switch with safety lock-off device (automatically locks off when released). Separate FORWARD/REVERSE switch.
- **Gear Head:** All shafts, ball and needle bearing mounted. Permanently lubricated gear housing.
- **Gear Housing:** Die cast aluminum
- **Body & Handle:** Durable heavy-duty fiberglass reinforced plastic.
- **Spindle Speed:** 32 rpm (No load)
- **Die Heads:** 1/2", 3/4", 1", 1 1/4", (Type 11-R)
- **Support Arm:** No. 601
- **Die Head Adapter:** Used with 1/8" through 1 1/4" die heads
- **Carrying Case**



Order Information

Catalog No.	Model No.	Description	Shipping Wt.	
			lb.	kg
36902	600	115V w/o Die Heads w/Case Only and Support Arm	28	12.7
36912	600	115V 1/2" - 1 1/4" NPT w/Case and Support Arm	36	16.7
36932	600	220V, 1/2" - 1 1/4" NPT w/Case and Support Arm, Export	36	16.4

Accessories

Catalog No.	Model No.	Description	Shipping Wt.	
			lb.	kg
10883	418	Oiler with 1 Gallon Nu-Clear Oil	17	7.7
34497	601	Support Arm	3	1.36
20826	—	Carrying Case	12	5.5
41620	—	Gearhead Motor Grease	1	0.5
92082	—	1 5/16" Square Adapter	—	—
—	—	1/8" - 1 1/4" 11-R Die Heads, See RT Catalog	—	—
16703	425	1/8" - 2 1/2" TRISTAND Chain Vise	32	14.5
72037	460	1/8" - 6" TRISTAND Chain Vise	47	21.0

For the complete selection of the Ridgid Tool product line, please refer to the Ridgid Tool Catalog or www.RIDGID.com.

RIDGID

Distributor