








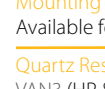




		Catalog # Bronze	White	Lamp Watts	Lamp Type	Lamp Base	Ballast	Input Watts	Lamp ANSI	Initial Lumens	Lamp Hours	Consider LED Replacement
	CFL	VAN3F26QT	VAN3F26QTW	26	Triple	Med	Electronic QT	29	S76	1,800	12,000	CLED2x13
		VAN3F32QT	VAN3F32QTW	32	Triple	Med	Electronic QT	36	S68	2,400	12,000	CLED2x20
		VAN3F42QT	VAN3F42QTW	42	Triple	Med	Electronic QT	46	S62	3,200	12,000	CLED2x26
	HPS	VAN3S35	VAN3S35W	35	ED17	Med	R-NPF 120V	46		2,300	24,000	CLED2x20
		VAN3S50	VAN3S50W	50	ED17	Med	R-NPF 120V	62		4,000	24,000	CLED2x26
		VAN3S70	VAN3S70W	70	ED17	Med	R-NPF 120V	86		6,300	24,000	
MH	VAN3HH50QT	VAN3HH50QTW	PS 50	ED17	Med	HX-HPF QT	69	M110	3,400	10,000	CLED2x26	
	VAN3HH70QT	VAN3HH70QTW	PS 70	ED17	Med	HX-HPF QT	90	M98	5,600	15,000		
	CFL	VAN5F64QT	VAN5F64QTW	64	2x32W Triple	GX24q-3	Electronic QT	72		4,800	12,000	CLED2x26
		VAN5F84QT	VAN5F84QTW	84	2x42W Triple	GX24q-4	Electronic QT	92		6,400	12,000	
		VAN5F96QT	VAN5F96QTW	96	3x32W Triple	GX24q-3	Electronic QT	108		9,600	12,000	
	HPS	VAN5S100	VAN5S100W	100	ED17	Med	R-NPF 120V	115	S54	9,500	24,000	CLED52
		VAN5SH100QT	VAN5SH100QTW	100	ED17	Med	HX-HPF QT	115	S54	9,500	24,000	
		VAN5S150	VAN5S150W	150	ED17	Med	R-NPF 120V	170	S55	16,000	24,000	
VAN5SH150QT		VAN5SH150QTW	150	ED17	Med	HX-HPF QT	188	S55	16,000	24,000		
MH	VAN5HH100QT	VAN5HH100QTW	PS 100	ED17	Med	HX-HPF QT	129	M90	9,000	15,000	CLED52	
	VAN5HH125PSQ	VAN5HH125PSQW	PS 125	ED17	Med	CWA QT	150	M150	12,000	11,250		
	VAN5HH150PSQ	VAN5HH150PSQW	PS 150	ED17	Med	CWA QT	190	M102	14,000	11,250		
	VAN5HH150QT	VAN5HH150QTW	150	ED17	Med	CWA-HPF QT	185	M107	12,500	10,000		
	CFL	VAN11F26	VAN11F26W	26	2-13W Twin	GX23	NPF 120V	29		1,800	12,000	CLED2x13
		VAN11F52QT	VAN11F52QTW	52	2-26W Triple	GX24q-3	Electronic QT	58		3,600	12,000	CLED2x26
	Incand.	VAN11I	VAN11IW	60	A19	Med (not included)			890	750	CLED2x10	
		VAN11I120	VAN11I120W	120	2-60W A-19	Med (not included)			1,780	750	CLED2x13	
	HPS	VAN11S35	VAN11S35W	35	ED17	Med	R-NPF 120V	46	S76	2,250	24,000	CLED2x13
		VAN11S50	VAN11S50W	50	ED17	Med	R-NPF 120V	62	S68	4,000	24,000	CLED2x26
		VAN11S70	VAN11S70W	70	ED17	Med	R-NPF 120V	86	S62	6,300	24,000	
	MH	VAN11HH50QT	VAN11HH50QTW	PS 50	ED17	Med	HX-HPF QT	68	M110	3,400	10,000	CLED2x26
		VAN11HH70QT	VAN11HH70QTW	PS 70	ED17	Med	HX-HPF QT	90	M98	5,600	15,000	
	CFL	VAN15F52QT	VAN15F52QTW	52	2-26W Triple	GX24q-3	Electronic QT			3,600	12,000	CLED2x26
		VAN15F64QT	VAN15F64QTW	64	2-32W Triple	GX24q-3	Electronic QT			4,800	12,000	
	Incand.	VAN15I	VAN15IW	75	A19	Med (not included)			1,210	750	CLED2x10	
		VAN15I150	VAN15I150W	150	2-75W A19	Med (not included)			2,420	750	CLED2x20	
	HPS	VAN15S35	VAN15S35W	35	ED17	Med	R-NPF 120V	46	S76	2,250	24,000	CLED2x13
		VAN15S50	VAN15S50W	50	ED17	Med	R-NPF 120V	62	S68	4,000	24,000	CLED52
		VAN15S70	VAN15S70W	70	ED17	Med	R-NPF 120V	86	S62	6,300	24,000	
		VAN15S100	VAN15S100W	100	ED17	Med	R-NPF 120V	115	S54	9,500	24,000	
		VAN15S150	VAN15S150W	150	ED17	Med	R-NPF 120V	170	S55	16,000	24,000	CLED52
	MH	VAN15HH100QT	VAN15HH100QTW	PS 100	ED17	Med	HX-HPF QT	129	M90	9,000	15,000	GLED52
	HPS	VANGS150QT	VANGS150QTW	150	ED17	Med	HX-HPF QT	188	S55	16,000	24,000	GLED52
		VANGH150QT	VANGH150QTW	PS 150	ED17	Med	CWA-HPF QT	185	M107	12,500	10,000	
	Induction	VANGQL55	VANGQL55W	55	ED17	Twist	Elec HPF 120V	55		3,500	100,000	GLED78
		VANGQL85	VANGQL85W	85	ED17	Twist	Elec HPF 120V	85		6,000	100,000	

OPTIONS

Button Photocell Add Suffix /PC for 120V or /PC2 for 208-277V after Catalog Number
Swivel Photocell Add Suffix /PCS for 120V or /PCS2 for 208-277V after Catalog Number
 Available for: (Specify Voltage)
 VAN3
 VAN5
 VAN11 & VAN15 HPS & MH
 Garage Lighter



Mini Motion Sensor Add Suffix /MS after Catalog Number
 VAN3 (CFL 120V only)
 VAN5 (CFL 120V only)
 VAN11F26



Mounting Back Box
 Available for: VAN11 CFL & Incand. VAN15 CFL & Incand.

Emergency Battery Back-Up
 VAN5 (CFL only) 120V: Add Suffix /E1 after Catalog Number
 277V: Add Suffix /E2 after Catalog Number
 Garage Lighter 120V: VANGF42QT/E1
 277V: VANGF42QT/E2

Quartz Restrike Add Suffix /QR after Catalog Number
 VAN3 (HP & MH only) VAN5 (HP & MH only)

Torx Screwdriver VANDriver

