

# VANDALPROOF

35 - 150W HID / 7 - 96W CFL  
75 - 100W Incandescent / 55 - 85W Induction

## FOR HIGH ABUSE LOCATIONS



- Die formed heavy gauge steel reflectors
- Tough polycarbonate refractors
- Stainless steel hardware
- All MH, HPS & CFL lamp supplied  
Incandescent lamp not supplied
- Both Vandalproof Center Pin Torx and slotted Phillips® head screws supplied



**VAN5 Glare Stopper**  
Fully adjustable from total to zero light cutoff







**Easier Installation**  
Conduit doesn't need to be bent



Make the Switch to **LED**



Save energy  
Save money

		Catalog #	White	Lamp Watts	Lamp Type	Lamp Base	Ballast	Input Watts	Lamp ANSI	Initial Lumens	Lamp Hours	Consider LED Replacement
<b>VAN1</b> 	<b>CFL</b>	VAN1F7	VAN1F7W	7	Twin	G23	NPF 120V	10	---	400	10,000	CLED2x10
		VAN1F9	VAN1F9W	9	Quad	G23	NPF 120V	11	---	525	10,000	
		VAN1F13	VAN1F13W	13	Quad	GX23	NPF 120V	18	---	860	10,000	
		VAN1F14	VAN1F14W	14	2x7	G23	NPF 120V	20	---	800	10,000	
	<b>Incand.</b>	VAN1I	VAN1IW	75	A-19 (not included)					1,210	750	CLED2x10
<b>VAN2</b> 	<b>CFL</b>	VAN2F9	VAN2F9W	9	Quad	G23	NPF 120V	11	---	525	10,000	CLED2x10
		VAN2F26QT	VAN2F26QTW	26	Triple	GX24q-3	Electronic QT	29	---	1,800	12,000	CLED2x10
		VAN2F32QT	VAN2F32QTW	32	Triple	GX24q-3	Electronic QT	36	---	2,400	12,000	CLED2x10
	<b>Incand.</b>	VAN2I	VAN2IW	150	2-75W A-19 (not included)					2,420	750	CLED2x20
<b>VAN4</b> 	<b>CFL</b>	VAN4F26QT	VAN4F26QTW	26	Triple	GX24q-3	Electronic QT	29	---	1,800	12,000	CLED2x13
		VAN4F32QT	VAN4F32QTW	32	Triple	GX24q-3	Electronic QT	36	---	2,400	12,000	CLED2x13
		VAN4F42QT	VAN4F42QTW	42	Triple	GX24q-4	Electronic QT	42	---	3,200	12,000	CLED2x26
		VAN4F52QT	VAN4F52QTW	52	2-26W Triple	GX24q-3	Electronic QT	58	---	3,600	12,000	CLED2x26
	<b>Incand.</b>	VAN4I	VAN4IW	75	A-19 (not included)					1,210	750	CLED2x10
<b>VAN6</b> 	<b>CFL</b>	VAN6F13	VAN6F13W	13	Quad	GX23	NPF 120V	18	---	800	10,000	CLED2x13
		VAN6F26	VAN6F26W	26	2-13W Twin	GX23	NPF 120V	36	---	1,650	12,000	CLED2x13
	<b>HPS</b>	VAN6S35	VAN6S35W	35	ED17	Med	R-NPF 120V	--	576	2,250	24,000	CLED2x13
		VAN6S50	VAN6S50W	50	ED17	Med	R-NPF 120V	--	568	4,000	24,000	CLED2x26