

LED STEP LIGHTS

5w 3000K color temperature with 84+ CRI and a 120° beam spread. LED step/wall lights are available in a vertical or horizontal configuration for mounting into a single-gang wallbox.

PROGRESS **LED**



P6827-0930K



P6827-3030K

P6827-0930K Brushed Nickel
P6827-2030K Antique Bronze
P6827-3030K White
P6827-3130K Black
 Louvered horizontal step/wall light.
 Wet location listed.
 5-1/4" W. , 3-1/2" ht.
 5w LED module included.



P6828-0930K



P6828-2030K



P6828-3030K



P6828-3130K

P6828-0930K Brushed Nickel
P6828-2030K Antique Bronze
P6828-3030K White
P6828-3130K Black
 Louvered vertical step/wall light.
 Wet location listed.
 3-1/2" W. , 5-1/4" ht.
 5w LED module included.



P6832-0930K



P6832-3130K



P6829-2030K



P6829-0930K

P6829-0930K Brushed Nickel
P6829-2030K Antique Bronze
P6829-3030K White
P6829-3130K Black
 Vertical step/wall light.
 Wet location listed.
 2-3/4" W., 4-1/2" ht.
 5w LED module included.

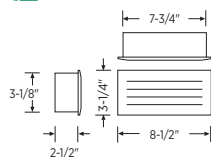
P6832-0930K Brushed Nickel
P6832-2030K Antique Bronze
P6832-3030K White
P6832-3130K Black
 Horizontal step/wall light.
 Wet location listed.
 2-7/8" ht., 4-1/2" W.
 5w LED module included.

STEP LIGHTS



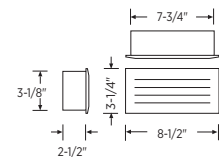
P6802-31, P6803-31

P6802-31 Black
 Cast aluminum housing with black aluminum louver. For wood, brick, masonry, and poured concrete installations. IC Rated. Refer to diagram for size. One 7w 2-pin twin compact fluorescent lamp, G23 base.



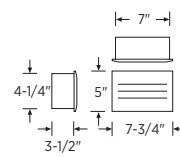
P6803-30

P6803-31 Black
P6803-30 White
 Cast aluminum housing with metal louver. For wood, brick, masonry, and poured concrete installations. With Therma-Gard protection. Refer to diagram for size. One 25w 120V T6-1/2, intermediate base.



P6817-16

P6817-16 Satin Aluminum
P6817-31 Black
 Cast aluminum, tempered glass with louver faceplate. Two 1/2" I.P. for conduit entry. For poured concrete and masonry installations. Refer to diagram for size. One medium base, 25w max.



P6817-31