

FLOOD LIGHTS LINE VOLTAGE



P5234-31

P5234-31 Black

Black powder-coat painted aluminum resists chipping and fading. Clear lens. Locking vertical adjustment. 4-1/2" dia., 6-5/8" long. One PAR 20, 50w max.



P5235-31

P5235-31 Black*

Black powder-coat painted aluminum resists chipping and fading. Clear lens. Locking vertical adjustment. 5-1/4" dia., 8-1/4" long. One PAR 38, 150w max.



P5241-31

P5241-31 Black

Black powder-coat painted cast aluminum resists chipping and fading. Clear lens. Locking vertical adjustment. 4-3/4" dia., 6-5/8" long. One PAR 30, 75w max.

FLOOD LIGHTS LOW VOLTAGE



P5299-31

P5299-31 Black


Adjustable knuckle for aiming. Die cast aluminum. Stake and deck mount, 4' cable and connector included. 4-1/2" dia., 6-5/8" ht. One 3w LED module included. Use with P8270-31 transformer.

PROGRESS **LED**



P5230-31


P5230-31 Black

Miniature low voltage spot light. Black powder coat painted aluminum. Locking vertical adjustment. Mounting stake included. 3" dia., 5" long. One 12V MR16, 50w max. 



P5237-31


P5237-31 Black*

Black powder-coat painted aluminum resists chipping and fading. Locking vertical adjustment. 5-1/4" dia., 5-3/4" length. One 12V PAR-36, 50w max. 



P5239-31WB


P5239-31WB Black

Adjustable hinge door for easy relamping. Includes stake. 5-1/2" W., 6-1/8" ht., 3-1/2" depth. One 12V halogen bi-pin lamp. 50w max included. 



P5279-25

P5279-25 Verde

P5279-31 Black
12V composite accent light. Non-metallic construction and stainless hardware prevent corrosion. 4-1/4" dia., 8-3/4" ht. One MR16, GU5.3 base, 50w max. 



P5279-31

* See page 749 for flood light accent accessories.