



## 6" FITTER

PRODUCT NO.	FINISH	DESCRIPTION	SIZE	LAMP(S)	
<b>P3408-09</b>	Brushed Nickel	One-light	7-1/2" dia., 4-3/8" ht.	1 medium base, 60w max.	
<b>P3408-10</b>	Polished Brass				
<b>P3408-20</b>	Antique Bronze				
<b>P3408-30</b>	White				
<b>P3408-09WB</b>	Brushed Nickel	One-light	7-1/2" dia., 4-3/8" ht.	1 13w GU24 included	
<b>P3408-20WB</b>	Antique Bronze				
<b>P3408-30WB</b>	White				
<b>P3408-0930K9</b>	Brushed Nickel	One-light	7-1/2" dia., 4-3/8" ht.	1 17w LED module included	
<b>P3408-2030K9</b>	Antique Bronze				
<b>P3408-3030K9</b>	White				



P3408-09  
P3408-09WB  
P3408-0930K9



P3408-10




P3408-20  
P3408-20WB  
P3408-2030K9



P3408-30  
P3408-30WB  
P3408-3030K9

## 8" FITTER

PRODUCT NO.	FINISH	DESCRIPTION	SIZE	LAMP(S)	
<b>P3410-09</b>	Brushed Nickel	Two-light	9-1/2" dia., 5-1/4" ht.	2 medium base, each 60w max.	
<b>P3410-10</b>	Polished Brass				
<b>P3410-20</b>	Antique Bronze				
<b>P3410-30</b>	White				
<b>P3410-09WB</b>	Brushed Nickel	Two-light	9-1/2" dia., 5-1/4" ht.	2 13w GU24 included	
<b>P3410-20WB</b>	Antique Bronze				
<b>P3410-30WB</b>	White				



P3410-09  
P3410-09WB



P3410-10



P3410-20  
P3410-20WB



P3410-30  
P3410-30WB