



4515 East 139th Street
 Grandview, MO 64030
 (800) 362-9055
 Fax (800) 362-1463
 www.PRIER.com

408 Series Wall Hydrant

Internal Vacuum Breaker



- Residential
- Freezeless
- Anti-Siphon
- Backflow Check Valve



Application

PRIER 408 Series provides a year round source of water to areas of structures that are subject to freezing temperatures. The hydrant valve is connected to the supply piping in the heated portion of the structure, eliminating the possibility of freezing. The PRIER 408 Series features the Half-Turn Design for years of easy operation.

The PRIER 408 Series has all the characteristics of the proven historically proved 300 Series Wall Hydrant, with the added protection of an integral Vacuum Breaker and Backflow Preventor. PRIER's design incorporates the Vacuum Breaker and Backflow Preventor into the operating stem, eliminating an external vacuum breaker on top of the valve.


Features

- ASSE 1019 & UPC Listed & Labeled
- Internal Vacuum Breaker & Backflow Preventor
- Easy Half-Turn Operation
- Integral Cast Backflange
- Wide screwholes easily secure mounting screws
- Siding Wedge included with each valve
- Solid Brass Body and Seat
- Satin Nickel Plated Body maintains finish indefinitely
- Easy Grip polycarbonate operating Handle
- Stainless Steel Handle Screw
- Full Circle Seat Threads secure Stem to Seat End
- AFG Teflon & Graphite Packing for easy maintenance
- Each Valve air-tested at Factory for leak free quality
- Machined Spout Aligning Mark

Inlet Styles

D Style-478 Series

1/2" MPT x 1/2" SWT




T Style-479 Series

3/4" MPT x 1/2" FPT



C Style-480 Series

1/2" CPVC Inlet



**Available in 8" length only*


F Style-482 Series

3/4" MIP x 3/4" SWT




X Style-490 Series

1/2" Crimp PEX



FX Style-492 Series

3/4" Crimp PEX



Ordering

408-10

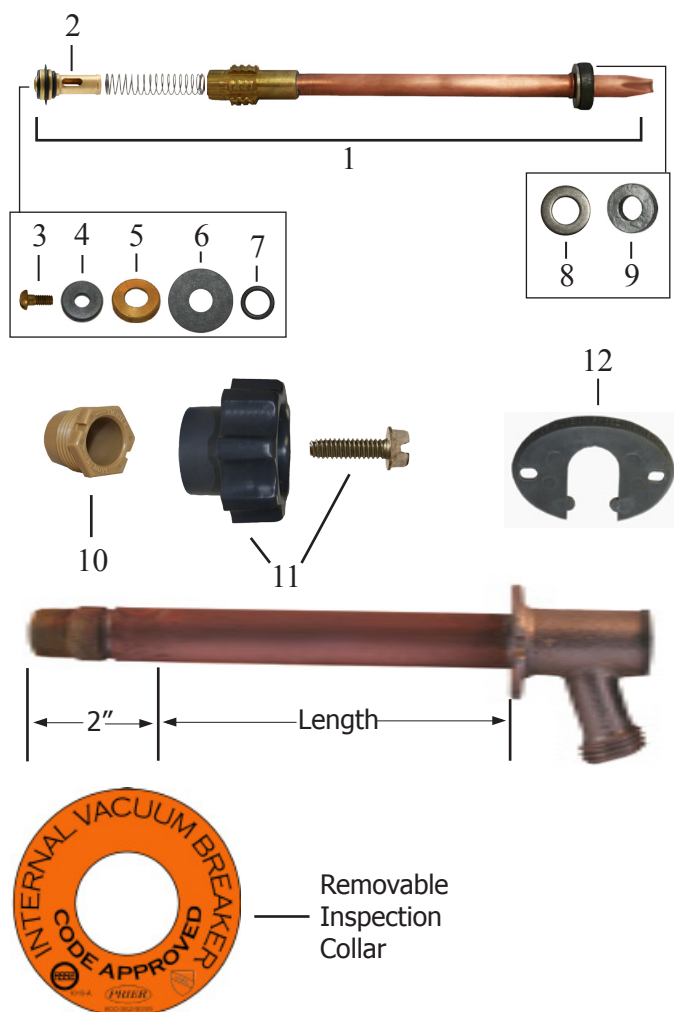
Inlet ←	→ Length
08- 1/2" MPT x 1/2" SWT	04- 4" Insertion
09- 3/4" MPT x 1/2" FPT	06- 6" Insertion
10- 1/2" CPVC (8" Length only)	08- 8" Insertion
12- 3/4" MPT x 3/4" SWT	10- 10" Insertion
20- 1/2" Crimp PEX	12- 12" Insertion
21- 3/4" Crimp PEX	14- 14" Insertion



4515 East 139th Street
Grandview, MO 64030
800-362-9055
Fax 800-362-1463

408 Series

Parts for 408 Series Wall Hydrants



ID	Part No.	Description
1	See Chart Below	Stem Assembly
2	231-3201	BFP Sub Assembly
3		Bibb Screw- Brass
4		Bibb Washer- Rubber
5		Cage Washer- Brass
6		BFP Washer- Rubber
7		Stem End O-Ring- Rubber
8		Washer- Stainless Steel
9	339-3002	Packing Washer, for left hand thread packing nut- Graphite
10	337-3001	Packing Nut, left hand thread- Plastic
11	630-7965	Handle and Screw Kit- Plastic and Stainless Steel
12	337-3012	Spacer Wedge- Plastic
	630-7755	Wall Hydrant Repair Kit*, Contains: 3, 4, 5, 6, 7, 8, 9, 10

*The 630-7755 Wall Hydrant Repair Kit includes parts for the 300, 400 and 500 Series hydrants, some of which are not pictured here. When repairing a hydrant you will have parts left over.

Replacement Stems for 408 Series Wall Hydrants



400 Series stems are made to fit the 400, 408 and 400-LF Series Wall Hydrants only. They are not interchangeable with any other models.

Replacement stems are available as per the table to the right.

For parts for Mansfield-style anti-siphon hydrants made prior to 2007, see the retired 500 Series spec sheet.

Part No.	Description	Stem Length
123-4090	Stem for 4" 400 Series Hydrant	8" OAL
123-4092	Stem for 6" 400 Series Hydrant	10" OAL
123-4093	Stem for 8" 400 Series Hydrant	12" OAL
123-4094	Stem for 10" 400 Series Hydrant	14" OAL
123-4095	Stem for 12" 400 Series Hydrant	16" OAL
123-4096	Stem for 14" 400 Series Hydrant	18" OAL