














WEATHERPROOF BOXES & COVERS

Thermoplastic Covers



CATALOG NUMBER	DESCRIPTION	GASKET THICKNESS	3RD PARTY COMPLIANCE	
			UL	SP
SELF-CLOSING COVERS – CLEAR POLYCARBONATE LID VERTICAL TWO SCREW MOUNTING – PADLOCKABLE				
3710 3710WH	 Duplex RV use Gray Base/Clear Cover White Base/White Cover	3/8"	•	•
3720 3720WH	 Single Receptacle 1.40" Diameter or Toggle Switch (Toggle Switch Insert Included), Gray Base/Clear Cover White Base/White Cover	3/8"	•	•
3723 3723WH	 Decorator RV use Gray Base/Clear Cover White Base/White Cover	3/8"	•	•
SELF-CLOSING COVERS – CLEAR POLYCARBONATE LID VERTICAL FOUR SCREW MOUNTING – PADLOCKABLE				
3710FS	 Duplex Receptacle Gray Base	3/32"	•	•
3720FS	 Single Receptacle 1.40" Diameter or Toggle Switch (Toggle Switch Insert Included), Gray Base	3/32"	•	•
3723FS	 Decorator or GFCI Gray Base	3/32"	•	•
3722FS				
3724FS				
3795				
SELF-CLOSING COVERS – CLEAR POLYCARBONATE LID HORIZONTAL TWO SCREW MOUNTING				
3700	 Duplex Receptacle Gray Base	3/32"	•	•
3703	 Decorator Gray Base	3/32"	•	•
3703T	 Decorator RV Use Gray Base	3/8"	•	•
3703TCW	 Decorator RV Use Colonial White Base	3/8"	•	•
SELF-CLOSING COVERS – CLEAR POLYCARBONATE LID HORIZONTAL FOUR SCREW MOUNTING				
3700FS	 Duplex Receptacle Gray Base	3/32"	•	•
3703FS	 Decorator Receptacle Gray Base	3/32"	•	•

Features

- Broad line of single gang covers for switches, receptacles, GFCIs and power outlets.
- Clear polycarbonate lid with reinforced thermoplastic base.
- Covers comply with NEC® Section 406.9(A).

WEATHERPROOF BOXES & COVERS

NEC® Compliance

Choose the cover according to the location in which it is to be used.

Outdoor Wet Locations NEC 406.9(B)(1)

Wet locations are defined as those subjected to saturation with water or other liquids, such as vehicle washing areas, unprotected locations exposed to weather, or in installations under ground or in concrete slabs or masonry in direct contact with the earth.

NEC Article 406.8(B)(1) requires that all 15 and 20 amp, 125 & 250 volt receptacles installed in wet locations must have an enclosure that is weatherproof, whether or not a plug is inserted. These receptacles must use a while-in-use cover, such as those shown below:

WIUC10GL	WIUC10SW	WIUC20GL	WIUC10SQC
WIUC10CL	WIUC10SB	WIUC20CL	WIUC10W
WIUC10WL	WIUC10DGL	WIUC20WL	WIUC10WQC
WIUC10SG	WIUC10DCL	WIUCAST1	WIUC10FRED
WIUC10SC	WIUC10DWL	WIUC10S	WIUC20FRED

Other Wet Locations NEC 406.8(B)(1)

- (a) A receptacle installed in a wet location, where the product intended to be plugged into it is not attended while in use, shall have an enclosure that is weatherproof with the attachment plug cap inserted or removed.
- (b) A receptacle installed in a wet location where the product intended to be plugged into it will be attended while in use (e.g., portable tools) shall have an enclosure that is weatherproof when the attachment plug is removed.

CA1G	CA8GJ	WPWIUKITW	3726SCWH	4510
CA1GL	CA8GVFS	3393	3770SC	4511
CA1GS	CA8WH	3700	3778	4512
CA126GRY	CA8WV	3700FS	3780SC	4515
CA17G	CA8WVFS	3703	3780SCBG	4515FS
CA18G	CA82G	3703FS	3780SCCW	4516
CA2G	CA82W	3703T	3780SCCWT	4517
CA2GS	WP13	3703TCW	3780SCFBX	4600
CA2W	WP13FS	3710	3780SCFBXCW	7420
CA26GH	WP23	3710FS	3780SCFBXWH	7700
CA26GV	WPBJ22	3710WH	3780SCLV	
CA26WH	WPFLDKIT	3720	3780SCLVBG	
CA26WV	WPFLDKITW	3720FS	3780SCLVCW	
CA262G	WPGFIKIT	3720WH	3780SCLVWH	
CA268G	WPGFIKITW	3722FS	3780SCMH	
CA7GV	WPG1	3723	3780SCMHBG	
CA72G	WPG2	3723FS	3780SCMHCW	
CA721G	WPOUTKIT	3723WH	3780SCMHWH	
CA723G	WPOUTKITW	3724FS	3780SCWH	
CA726G	WPWIUKITC	3726SC	3795	
CA78G	WPWIUKITSC	3726SCBG	3796	
CA8GH	WPWIUKITSW	3726SCCW	3797	

Damp Locations NEC 406.9(A)

Damp locations are defined as those protected from weather and not subject to saturation with water or other liquids, but subject to moderate degrees of moisture. Examples of such locations include partially protected locations under canopies, marquees, and roofed open porches not subjected to a beating rain or water runoff, as well as interior locations such as some basements, barns, and cold-storage warehouses.

NEC Article 406.9(A) requires that receptacles installed in damp locations must have an enclosure that is weatherproof when the receptacle is covered (attachment plug is not inserted and receptacle cover is closed).

An installation suitable for wet locations shall also be considered suitable for damp locations. Therefore, all catalog numbers shown above are also suitable for use in damp locations. The covers below are suitable for damp locations only, because the lid can be propped in the full open position.

3760 3763 3780

Weather-Resistant Receptacles in Damp and Wet Locations NEC 406.9(A) and 406.9(B)(1)

An additional requirement has been added which states that a listed weather-resistant receptacle must be used where 15- and 20-amp, 125- and 250-volt straight blade receptacle configurations are installed in damp or wet locations.

The goal of the change is to ensure that receptacles of sufficiently robust design are employed under these conditions. Listed weather-resistant receptacles have improved resistance to sunlight exposure, corrosion and impact.

Switches in Damp or Wet Locations NEC 404.4

Surface-mounted switches and circuit breakers in damp or wet locations are required to be enclosed in a weatherproof enclosure and flush-mounted switches and circuit breakers in damp or wet locations to be provided with weather-proof covers. This change recognizes that exposure to adverse weather conditions requires comparable protection for switches and receptacles used in damp or wet locations.