


INDUSTRIAL SPEC GRADE TURNLOK® LOCKING DEVICES

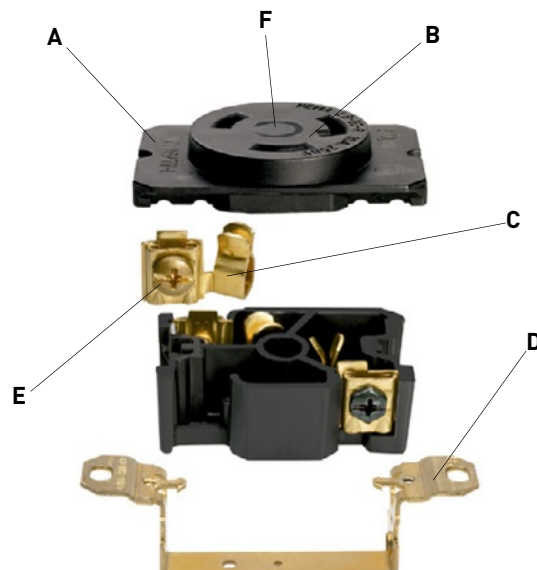
L630C & L630P Connector & Plug

- A. Raised ribs** provide non-slip gripping profile for turning to lock and unlock.
- B. Quick-thread assembly screws** and cord-grip screws come backed-out, ready-to-wire.
- C. Industrial-strength, brass alloy plug blades**, and connector contacts resist heat rise, provide excellent conductivity.
- D. Rounded back contour** reduces snags and hang-ups on the job site.
- E. Impact- and corrosion-resistant** durable nylon 6 shell material.
- F. Integral flexible rubber cord grommet** conforms to and seals around SO cord to provide protection from oils, water, or chips entering wiring chamber.
- G. New-design external cord grips** provide visible assurance of safe and proper cord retention.
- H. Scallop shell design** provides non-slip gripping surface for insertion and withdrawal.
- I. Double dovetail design** provides superior protection against cord pull-out forces.
- J. Visible stamped NEMA configuration and device rating.**



L630R Receptacles

- A. Compact, impact-resistant nylon face and body** are ultrasonically welded together for unrivaled strength.
- B. Clearly marked NEMA configuration, rating, and third party listing** on each unit's face.
- C. One-piece, high-grade brass contacts** offer excellent conductivity and heat-rise resistance.
- D. Single-piece, solid brass mounting strap** is free of easily loosened rivets found on other brands.
- E. Side and external screw-pressure-plate back wire capability.** Accepts #14 - #10 AWG.



F. P&S Turnlok Receptacles. Voltage color coding on the outside. Proven designs and quality materials on the inside. Any way you look at them, they're the standard of the industry.



INDUSTRIAL SPEC GRADE TURNLOK® LOCKING DEVICES

NEMA Configurations

Locking Plugs & Receptacles

	15 AMPERE		20 AMPERE		30 AMPERE		
	RECEPTACLE	PLUG	RECEPTACLE	PLUG	RECEPTACLE	PLUG	
2 POLE, 2 WIRE NON-GROUNDING							
125V	L1						
	L2						
250V							
2 POLE, 3 WIRE GROUNDING							
125V	L5						
	L6						
250V							
277VAC	L7						
	L24						
347VAC							
480VAC	L8						
	L9						
600VAC							
3 POLE, 3 WIRE NON-GROUNDING							
125/250V	L10						
	L11						
3ø250V							
3ø480V	L12						
	L13						
3ø600V							
3 POLE, 4 WIRE GROUNDING							
125/250V	L14						
	L15						
3ø250V							
3ø480V	L16						
	L17						
3ø600V							
4 POLE, 4 WIRE NON-GROUNDING							
3øY 120/208V	L18						
	L19						
3øY 277/480V							
3øY 347/600V	L20						
4 POLE, 5 WIRE GROUNDING							
3øY 120/208V	L21						
	L22						
3øY 277/480V							
3øY 347/600V	L23						

Midget – Locking

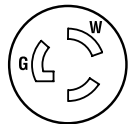
	15 AMPERE		
	RECEPTACLE	PLUG	
2 POLE, 2 WIRE NON-GROUNDING			
125V	ML1		
2 POLE, 3 WIRE GROUNDING			
125V	ML2		
3 POLE, 3 WIRE NON-GROUNDING			
125/250V	ML3		

Labels & Their Meaning

X, Y, Z	Hot Lead
W	Neutral Lead
G	Grounding Lead

Open Slots

Indicate receptacle configurations (female).



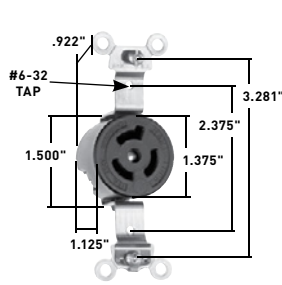
Closed Slots

Indicate plug blade configurations (male).




INDUSTRIAL SPEC GRADE TURNLOK® LOCKING DEVICES

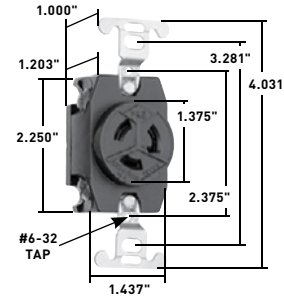
15 Amp NEMA L615 & L715 2 Pole, 3 Wire 15A, 250 & 277V



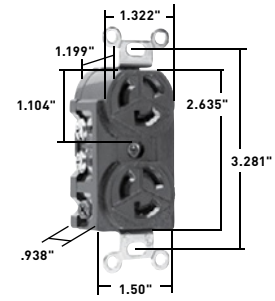
4560




4550



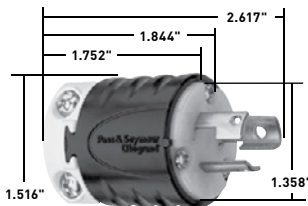
4760




4750



15A Connector

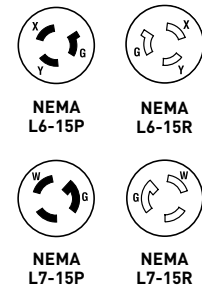


15A Plug



15 Amp Angle Plug

CATALOG NUMBER	RATING		DESCRIPTION/COLOR	CORD DIAMETER	NEMA CONFIG. NO.	3rd PARTY COMPLIANCE		
	A.	V.				UL498	FSUL WC596	CSA
RECEPTACLES								
4560	15	250	Single Receptacle		L6-15R	•		
4550*	15	250	Duplex Receptacle		L6-15R	•		
4760	15	277	Single Receptacle		L7-15R	•		•
IG4760	15	277	Single Receptacle, Orange, Isolated Ground		L7-15R	•		•
4750	15	277	Duplex Receptacle		L7-15R	•		•
CONNECTORS IP20 SUITABILITY								
PSL615C	15	250	Black Back, White Front Body	.230"-.720"	L6-15R	•	•	•
PSL715C	15	277	Black Back, White Front Body	.230"-.720"	L7-15R	•	•	•
PLUGS IP20 SUITABILITY								
PSL615P	15	250	Black Back, White Front Body	.230"-.720"	L6-15P	•	•	•
PSL615PAN	15	250	Angled Plug, Black Back, White Front Body	.320"-.655"	L6-15P	•		
PSL715P	15	277	Black Back, White Front Body	.230"-.720"	L7-15P	•	•	•
PSL715PAN	15	277	Angled Plug, Black Back, White Front Body	.320"-.655"	L7-15P	•		
PLUGS IP20 SUITABILITY								
614	15	250	Gray Outlet		L6-15R			
L0714	15	277	Gray Outlet		L7-15R			



*Not designed for split circuits. Reference Pages G-38 and G-39 for Accessories.

INDUSTRIAL SPEC GRADE TURNLOK® LOCKING DEVICES

Plugs & Connectors Product Specifications & Performance

15 Amp Turnlok Plugs & Connectors

PLUGS	Standard Product	Corrosion-Resistant
Back Body	Nylon	Nylon
Front Body	Nylon	Nylon
Terminal Chamber	Polycarbonate	Polycarbonate
Cord Clamp	Nylon	Nylon
Insert	Nylon	Nylon
Blades	Brass	Nickel-Plated Brass
Terminal Clamp	Zinc-Plated Steel	Nickel-Plated Steel
Terminal Screws	Nickel- or Brass-Plated Steel	Nickel-Plated Steel
Ground Screws	Nickel-Plated Steel	Nickel-Plated Steel
Cord Clamp Screws	Nickel-Plated Steel	Nickel-Plated Steel
Assembly Screws	Nickel-Plated Steel	Nickel-Plated Steel
CONNECTORS		
Back Body	Nylon	Nylon
Front Body	Nylon	Nylon
Terminal Chamber	Polycarbonate	Polycarbonate
Cord Clamp	Nylon	Nylon
Insert	Nylon	Nylon
Contacts	Brass	Nickel-Plated Brass
Terminal Clamp	Zinc-Plated Steel	Nickel-Plated Steel
Terminal Screws	Nickel- or Brass-Plated Steel	Nickel-Plated Steel
Ground Screws	Nickel-Plated Steel	Nickel-Plated Steel
Cord Clamp Screws	Nickel-Plated Steel	Nickel-Plated Steel
Assembly Screws	Nickel-Plated Steel	Nickel-Plated Steel
PERFORMANCE		
Electrical		
Dielectric Withstand Voltage	1600V minimum	
Maximum Working Voltage	277VAC	
Current Interrupting	Certified for current interrupting at full-rated current	
Temperature Rise	30°C maximum after 50 cycles at 150% rated current	
Mechanical		
Cord Accommodations	Round portable service cords of diameters in accordance with the device rating as defined in UL62	
Cord Grip Accommodations	.230"-.720" diameter	
Terminal Identification	Green = Ground, White = Neutral, Brass = Hot	
Terminal Accommodation	#18 AWG min. – #10 AWG max.	
Product Identification	Amperage, Voltage, 3rd Party Compliance, NEMA Configuration	
Environmental		
Flammability	UL94 V2	
Operating Temperature	Maximum continuous: +75°C, Minimum: -40°C without impact	

TECHNICAL SPECIFICATIONS

15A Turnlok® EHU Plugs & Connectors


Typical Specifications

Manufacturer's Identification: Pass & Seymour® PSL515C
 Description: Locking Connector, Power Supply
 Type: 2 Pole, 3 Wire Grounding
 Rating: 15A, 125V
 Configuration: NEMA L5-15R
 3rd Party Compliance: UL Listed, File Number E146159, Standard UL498, Attachment Plugs and Receptacles. Federal Specification WC596. CSA Certified, File Number LR1765, Standard CSA-C22.2 No. 42, General Use Receptacles and Attachment Plugs. Conforms to NEMA WD-1 and WD-6.

AMPS	CATALOG NUMBER	NEMA CONFIG. NO.	AMPS	CATALOG NUMBER	NEMA CONFIG. NO.
15	☐ PSL515C	L5-15R	15	☐ PSL615C	L6-15R
15	☐ PSL515P	L5-15P	15	☐ PSL615P	L6-15P
15	☐ CRL515C	L5-15R	15	☐ PSL715C	L7-15R
15	☐ CRL515P	L5-15P	15	☐ PSL715P	L7-15P



15A Connector



15A Plug

Performance

Electrical

Dielectric Withstand Voltage: 1600V minimum
 Max. Working Voltage: 277VAC
 Current Interrupting: Certified for current interrupting at full-rated current.
 Temperature Rise: 30°C max. after 50 cycles at 150% rated current.

Mechanical

Cord Accommodations: Round portable service cords of diameters in accordance with the device rating as defined in UL62.
 Cord Grip Accommodations: .230"-.720" diameter
 Terminal Identification: Green = Ground, White = Neutral, Brass = Hot
 Terminal Accommodation: #18 AWG min. - #10 AWG max.
 Product Identification: Amperage, Voltage, 3rd Party Compliance, NEMA Configuration

Environmental

Flammability: UL94 V2
 Operating Temperature: Maximum continuous +75°C, minimum -40°C without impact

Materials

Plugs

Back Body: Nylon
 Front Body: Nylon
 Terminal Chamber Separator: Polycarbonate
 Cord Clamp: Nylon
 Insert: Nylon
 Blades: Brass
 Terminal Clamp: Zinc-Plated Steel
 Terminal Screws: Nickel- or Brass-Plated Steel
 Ground Screws: Nickel-Plated Steel
 Cord Clamp Screws: Nickel-Plated Steel
 Assembly Screws: Nickel-Plated Steel

Standard

Corrosion-Resistant

Nylon
 Nylon
 Polycarbonate
 Nylon
 Nylon
 Nickel-Plated Brass
 Nickel-Plated Steel
 Nickel-Plated Steel
 Nickel-Plated Steel
 Nickel-Plated Steel
 Nickel-Plated Steel

Connectors

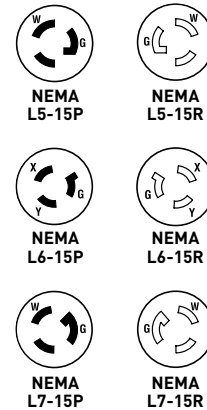
Back Body: Nylon
 Front Body: Nylon
 Terminal Chamber Separator: Polycarbonate
 Cord Clamp: Nylon
 Insert: Nylon
 Contacts: Brass
 Terminal Clamp: Zinc-Plated Steel
 Terminal Screws: Nickel- or Brass-Plated Steel
 Ground Screws: Nickel-Plated Steel
 Cord Clamp Screws: Nickel-Plated Steel
 Assembly Screws: Nickel-Plated Steel

Standard

Corrosion-Resistant

Nylon
 Nylon
 Polycarbonate
 Nylon
 Nylon
 Nickel-Plated Brass
 Nickel-Plated Steel
 Nickel-Plated Steel
 Nickel-Plated Steel
 Nickel-Plated Steel
 Nickel-Plated Steel

Consult Turnlok® Section G for complete compliance listing.



TECHNICAL SPECIFICATIONS

Project
Location/Type