


INDUSTRIAL SPEC GRADE TURNLOK® LOCKING DEVICES

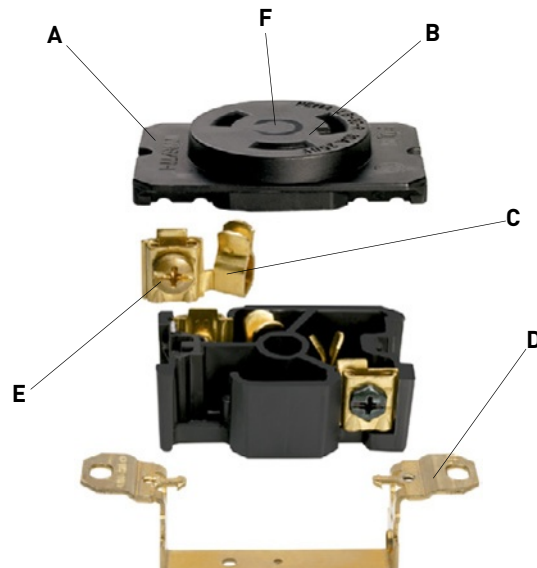
L630C & L630P Connector & Plug

- A. Raised ribs** provide non-slip gripping profile for turning to lock and unlock.
- B. Quick-thread assembly screws** and cord-grip screws come backed-out, ready-to-wire.
- C. Industrial-strength, brass alloy plug blades**, and connector contacts resist heat rise, provide excellent conductivity.
- D. Rounded back contour** reduces snags and hang-ups on the job site.
- E. Impact- and corrosion-resistant** durable nylon 6 shell material.
- F. Integral flexible rubber cord grommet** conforms to and seals around SO cord to provide protection from oils, water, or chips entering wiring chamber.
- G. New-design external cord grips** provide visible assurance of safe and proper cord retention.
- H. Scallop shell design** provides non-slip gripping surface for insertion and withdrawal.
- I. Double dovetail design** provides superior protection against cord pull-out forces.
- J. Visible stamped NEMA configuration and device rating.**



L630R Receptacles

- A. Compact, impact-resistant nylon face and body** are ultrasonically welded together for unrivaled strength.
- B. Clearly marked NEMA configuration, rating, and third party listing** on each unit's face.
- C. One-piece, high-grade brass contacts** offer excellent conductivity and heat-rise resistance.
- D. Single-piece, solid brass mounting strap** is free of easily loosened rivets found on other brands.
- E. Side and external screw-pressure-plate back wire capability.** Accepts #14 - #10 AWG.

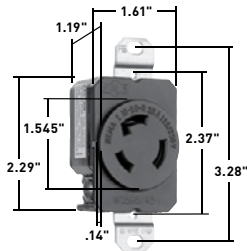


F. P&S Turnlok Receptacles. Voltage color coding on the outside. Proven designs and quality materials on the inside. Any way you look at them, they're the standard of the industry.




INDUSTRIAL SPEC GRADE TURNLOK® LOCKING DEVICES


20 Amp NEMA L1020, L1120 & L1220 3 Pole, 3 Wire Non-Grounding, 20A, 125/250V; 3ø, 250 & 480V




20A Receptacle



20A Connector

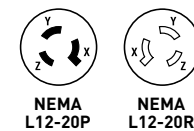
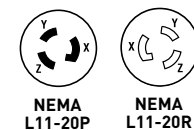
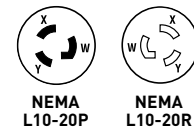


20A Plug



20A Flanged Inlet & Outlet

CATALOG NUMBER	RATING		DESCRIPTION/COLOR	CORD DIAMETER	NEMA CONFIG. NO.	3rd PARTY COMPLIANCE		
	A.	V.				UL498	FSUL WC596	CSA
RECEPTACLES								
L1020R	20	125/250	Single Receptacle		L10-20R	•	•	
L1120R	20	3ø, 250	Single Receptacle		L11-20R	•	•	
L1220R	20	3ø, 480	Single Receptacle		L12-20R	•	•	
CONNECTORS IP20 SUITABILITY								
L1020C	20	125/250	Black Back, White Front Body	.225"-1.150"	L10-20R	•	•	•
L1120C	20	3ø, 250	Black Back, White Front Body	.225"-1.150"	L11-20R	•	•	•
L1220C	20	3ø, 480	Black Back, White Front Body	.225"-1.150"	L12-20R	•	•	•
PLUGS IP20 SUITABILITY								
L1020P	20	125/250	Black Back, White Front Body	.225"-1.150"	L10-20P	•	•	•
L1120P	20	3ø, 250	Black Back, White Front Body	.225"-1.150"	L11-20P	•	•	•
L1220P	20	3ø, 480	Black Back, White Front Body	.225"-1.150"	L12-20P	•	•	•
FLANGED INLETS & OUTLETS								
L1020FI	20	125/250	Gray Inlet		L10-20P	•		•
L1020FO	20	125/250	Gray Outlet		L10-20R	•		
L1120FO	20	3ø, 250	Gray Outlet		L11-20R	•		
L1220FI	20	3ø, 480	Gray Inlet		L12-20P	•		•
L1220FO	20	3ø, 480	Gray Outlet		L12-20R	•		



Reference Pages G-38 and G-39 for Accessories.

CATALOG NUMBER	DESCRIPTION	COLOR
WEATHERPROOF COVER		
WPG2	Cover for 20 and 30A Turnlok Flanged Inlets and Outlets	Gray
STAINLESS STEEL WALL PLATE		
SS720	Wall Plate for Locking Receptacles	302/304 S/S



WPG2

INDUSTRIAL SPEC GRADE TURNLOK[®] LOCKING DEVICES

Plugs & Connectors Product Specifications & Performance

20 & 30 Amp Turnlok Plugs & Connectors

PLUGS	Standard Product	Corrosion-Resistant
Back Body	Super Tough Nylon	Super Tough Nylon
Front Body	Nylon	Nylon
Terminal Chamber	Polycarbonate	Polycarbonate
Cord Clamp	Nylon	Nylon
Insert	Nylon	Nylon
Dust Shield	Neoprene	Neoprene
Blades	Brass	20A = Nickel-Plated Brass 30A = Tin-Plated Brass
Terminal Clamp	20A = Nickel-Plated Steel 30A = Brass	20A = Nickel-Plated Steel 30A = Nickel-Plated Brass
Terminal Screws	Brass	Nickel-Plated Brass
Ground Screws	Brass	Nickel-Plated Brass
Cord Clamp Screws	Nickel-Plated Steel	Nickel-Plated Steel
Assembly Screws	Nickel-Plated Steel	Nickel-Plated Steel
CONNECTORS		
Back Body	Super Tough Nylon	Super Tough Nylon
Front Body	Nylon	Nylon
Terminal Chamber	Polycarbonate	Polycarbonate
Cord Clamp	Nylon	Nylon
Insert	Nylon	Nylon
Dust Shield	Neoprene	Neoprene
Contacts	Brass	20A = Nickel-Plated Brass 30A = Tin-Plated Brass
Terminal Clamp	20A = Nickel-Plated Steel 30A = Brass	20A = Nickel-Plated Steel 30A = Nickel-Plated Brass
Terminal Screws	Brass	Nickel-Plated Brass
Ground Screws	Brass	Nickel-Plated Brass
Cord Clamp Screws	Nickel-Plated Steel	Nickel-Plated Steel
Assembly Screws	Nickel-Plated Steel	Nickel-Plated Steel
PERFORMANCE		
Electrical		
Dielectric Withstand Voltage	2200V minimum	
Maximum Working Voltage	600VAC	
Current Interrupting	Certified for current interrupting at full-rated current	
Temperature Rise	30°C maximum after 50 cycles at 150% rated current	
Mechanical		
Cord Accommodations	Round portable service cords of diameters in accordance with device rating as defined in UL62	
Cord Grip Accommodations	All 20 & 30A = .225"–1.150" diameter	
Terminal Identification	"GR" and Green Color = Ground, "WH" and White Color = Neutral, "X", "Y", "Z" = Hot	
Terminal Accommodation	#18 AWG min. – #8 AWG max.	
Product Identification	Amperage, Voltage, 3rd Party Compliance, NEMA Configuration hot stamped onto device	
Environmental		
Flammability	UL94 V2	
Operating Temperature	Maximum continuous: +75°C, Minimum: -40°C without impact	


TECHNICAL SPECIFICATIONS

20A Turnlok® Connectors

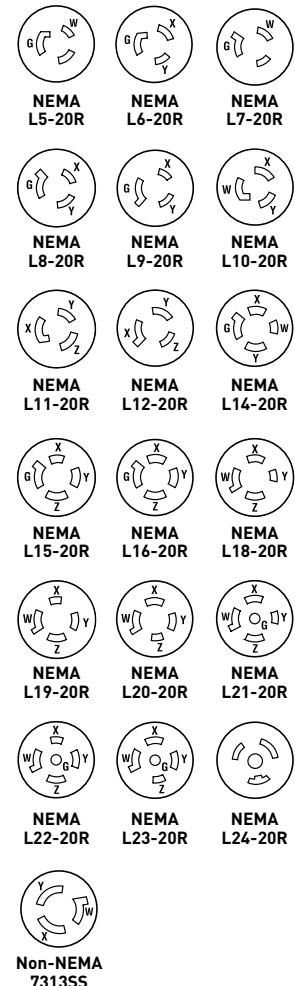
Typical Specifications

Manufacturer's Identification: Pass & Seymour® L520C
 Description: Locking Connector, Power Supply
 Type: 2 Pole, 3 Wire Grounding
 Rating: 20A, 125V
 Configuration: NEMA L5-20R
 3rd Party Compliance: UL Listed, File Number E146159, Standard UL498, Attachment Plugs and Receptacles. Federal Specification WC596. CSA Certified, File Number LR1765, Standard CSA-C22.2 No. 42, General Use Receptacles and Attachment Plugs. Conforms to NEMA WD-1 and WD-6.

AMPS	CATALOG NUMBER	NEMA CONFIG. NO.	AMPS	CATALOG NUMBER	NEMA CONFIG. NO.
20	☐ L520C	L5-20R	20	☐ CRL1420C	L14-20R
20	☐ L520CBK	L5-20R	20	☐ L1520C	L15-20R
20	☐ CRL520C	L5-20R	20	☐ L1520CBK	L15-20R
20	☐ L620C	L6-20R	20	☐ L1620C	L16-20R
20	☐ CRL620C	L6-20R	20	☐ L1820C	L18-20R
20	☐ L720C	L7-20R	20	☐ L1920C	L19-20R
20	☐ L820C	L8-20R	20	☐ L2020C	L20-20R
20	☐ L920C	L9-20R	20	☐ L2120C	L21-20R
20	☐ L1020C	L10-20R	20	☐ L2220C	L22-20R
20	☐ L1120C	L11-20R	20	☐ L2320C	L23-20R
20	☐ L1220C	L12-20R	20	☐ L3720C	L24-20R
20	☐ L1420C	L14-20R	20	☐ 7313SS	Non-NEMA



20A Connector



Performance

Electrical

Dielectric Withstand Voltage: 2200V minimum
 Maximum Working Voltage: 600VAC
 Current Interrupting: Certified for current interrupting at full-rated current
 Temperature Rise: 30°C maximum after 50 cycles at 150% rated current

Mechanical

Cord Accommodations: Round portable service cords of diameters in accordance with the device rating as defined in UL62
 Cord Grip Accommodations: All are .225"-1.150" diameter
 Terminal Identification: "GR" and Green Color = Ground, "WH" and White Color = Neutral, "X", "Y", "Z" = Hot
 Terminal Accommodation: #18 AWG min. - #8 AWG max.
 Product Identification: Amperage, Voltage, 3rd Party Compliance, NEMA Configuration hot stamped onto device

Environmental

Flammability: UL94 V2
 Operating Temperature: Maximum continuous +75°C, minimum -40°C without impact

Materials

	Standard	Corrosion-Resistant
Back Body:	Super Tough Nylon	Super Tough Nylon
Front Body:	Nylon	Nylon
Terminal Chamber:	Polycarbonate	Polycarbonate
Cord Clamp:	Nylon	Nylon
Insert:	Nylon	Nylon
Dust Cover:	Neoprene	Neoprene
Contacts:	Brass	Nickel-Plated Brass
Terminal Clamp:	Nickel-Plated Steel	Nickel-Plated Steel
Terminal Screws:	Brass	Nickel-Plated Brass
Ground Screws:	Brass	Nickel-Plated Brass
Cord Clamp Screws:	Nickel-Plated Steel	Nickel-Plated Steel
Assembly Screws:	Nickel-Plated Steel	Nickel-Plated Steel

Consult Turnlok® Section G for complete compliance listing.

Project
Location/Type