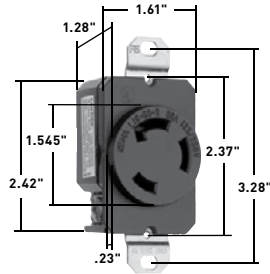



# INDUSTRIAL SPEC GRADE TURNLOK® LOCKING DEVICES

## 30 Amp NEMA L1030, L1130, L1230 & L1330


3 Pole, 3 Wire Non-Grounding 30A, 125/250V; 3ø, 250, 480 & 600V



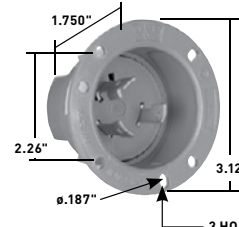
30A Receptacle




30A Connector



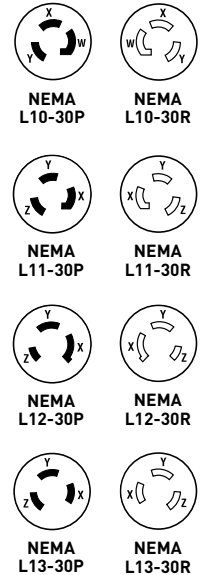
30A Plug



30A Flanged Inlet & Outlet




CATALOG NUMBER	RATING		DESCRIPTION/COLOR	CORD DIAMETER	NEMA CONFIG. NO.	3rd PARTY COMPLIANCE		
	A.	V.				UL498	FSUL WC596	CSA
<b>RECEPTACLES</b>								
L1030R	30	125/250	Single Receptacle		L10-30R	•	•	
L1130R	30	3ø, 250	Single Receptacle		L11-30R	•	•	
L1230R	30	3ø, 480	Single Receptacle		L12-30R	•	•	
L1330R	30	3ø, 600	Single Receptacle		L13-30R	•	•	
<b>CONNECTORS IP20 SUITABILITY</b>								
L1030C	30	125/250	Black Back, White Front Body	.225"-1.150"	L10-30R	•	•	
L1130C	30	3ø, 250	Black Back, White Front Body	.225"-1.150"	L11-30R	•	•	•
L1230C	30	3ø, 480	Black Back, White Front Body	.225"-1.150"	L12-30R	•	•	•
L1330C	30	3ø, 600	Black Back, White Front Body	.225"-1.150"	L13-30R	•	•	•
<b>PLUGS IP20 SUITABILITY</b>								
L1030P	30	125/250	Black Back, White Front Body	.225"-1.150"	L10-30P	•	•	
L1130P	30	3ø, 250	Black Back, White Front Body	.225"-1.150"	L11-30P	•	•	•
L1230P	30	3ø, 480	Black Back, White Front Body	.225"-1.150"	L12-30P	•	•	•
L1330P	30	3ø, 600	Black Back, White Front Body	.225"-1.150"	L13-30P	•	•	•
<b>FLANGED INLETS &amp; OUTLETS</b>								
L1030FI	30	125/250	Gray Inlet		L10-30P	•		
L1030FO	30	125/250	Gray Outlet		L10-30R	•		•
L1130FI	30	3ø, 250	Gray Inlet		L11-30P	•		
L1130FO	30	3ø, 250	Gray Outlet		L11-30R	•		•
L1230FI	30	3ø, 480	Gray Inlet		L12-30P	•		
L1230FO	30	3ø, 480	Gray Outlet		L12-30R	•		•
L1330FO	30	3ø, 600	Gray Outlet		L13-30R	•		•



Reference Pages G-38 and G-39 for Accessories.

CATALOG NUMBER	DESCRIPTION	COLOR
<b>WEATHERPROOF COVER</b>		
WPG2	Cover for 20 and 30A Turnlok Flanged Inlets and Outlets	Gray
<b>STAINLESS STEEL WALL PLATE</b>		
SS720	Wall Plate for Locking Receptacles	302/304 S/S



WPG2

All devices listed on this page conform to NEMA WD-1 and WD-6.

# TECHNICAL SPECIFICATIONS

## 30A Turnlok® Receptacles

### Typical Specifications

Manufacturer's Identification: Pass & Seymour® L530R

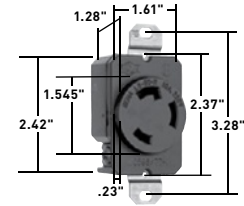
Description: Locking Receptacle, Power Supply

Type: 2 Pole, 3 Wire Grounding

Rating: 30A, 125V

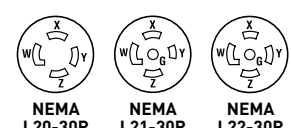
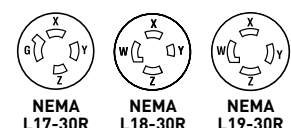
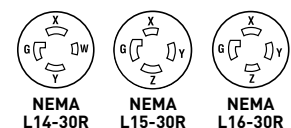
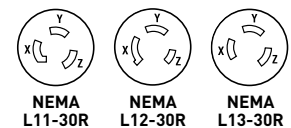
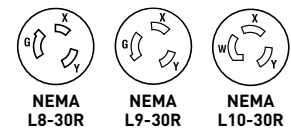
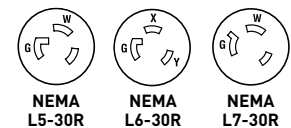
Configuration: NEMA L5-30R

3rd Party Compliance: UL Listed, File Number E146159, Standard UL498, Attachment Plugs and Receptacles. Federal Specification WC596. CSA Certified, File Number LR1765, Standard CSA-C22.2 No. 42, General Use Receptacles and Attachment Plugs. Conforms to NEMA WD-1 and WD-6.



AMPS	CATALOG NUMBER	NEMA CONFIG. NO.	AMPS	CATALOG NUMBER	NEMA CONFIG. NO.
30	<input type="checkbox"/> L530R	L5-30R	30	<input type="checkbox"/> L1430R	L14-30R
30	<input type="checkbox"/> CRL530R	L5-30R	30	<input type="checkbox"/> L1530R	L15-30R
30	<input type="checkbox"/> L630R	L6-30R	30	<input type="checkbox"/> L1630R	L16-30R
30	<input type="checkbox"/> L730R	L7-30R	30	<input type="checkbox"/> L1730R	L17-30R
30	<input type="checkbox"/> L830R	L8-30R	30	<input type="checkbox"/> L1830R	L18-30R
30	<input type="checkbox"/> L930R	L9-30R	30	<input type="checkbox"/> L1930R	L19-30R
30	<input type="checkbox"/> L1030R	L10-30R	30	<input type="checkbox"/> L2030R	L20-30R
30	<input type="checkbox"/> L1130R	L11-30R	30	<input type="checkbox"/> L2130R	L21-30R
30	<input type="checkbox"/> L1230R	L12-30R	30	<input type="checkbox"/> L2230R	L22-30R
30	<input type="checkbox"/> L1330R	L13-30R	30	<input type="checkbox"/> L2330R	L23-30R

### 30A Receptacle



### Performance

#### Electrical

Dielectric Withstand Voltage: 2000V minimum

Maximum Working Voltage: 600VAC

Current Interrupting: Certified for current interrupting at full-rated current

Temperature Rise: 30°C max. after 50 cycles at 150% rated current

#### Mechanical

Terminal Accommodation: #14 AWG min. – #10 AWG max.

Product Identification: Amperage, Voltage, NEMA Configuration molded into face

#### Environmental

Flammability: UL94 V2

Operating Temperature: Maximum continuous +75°C, minimum -40°C without impact

### Materials

	Standard	Corrosion-Resistant
Front Body:	Nylon	Nylon
Back Body:	Nylon	Nylon
Mounting Strap:	Brass	Nickel-Plated Brass
Pressure Plate:	Brass	Nickel-Plated Brass
Contacts:	Brass	Nickel-Plated Brass
Terminal Clamps:	Brass	Nickel-Plated Brass
Terminal Screws:	Brass	Brass
Mounting Screws:	Zinc-Plated Steel	Stainless Steel

Consult Turnlok® Section G for complete compliance listing.

Project
Location/Type