

SWITCHES

PlugTail™ Specification Grade Switches

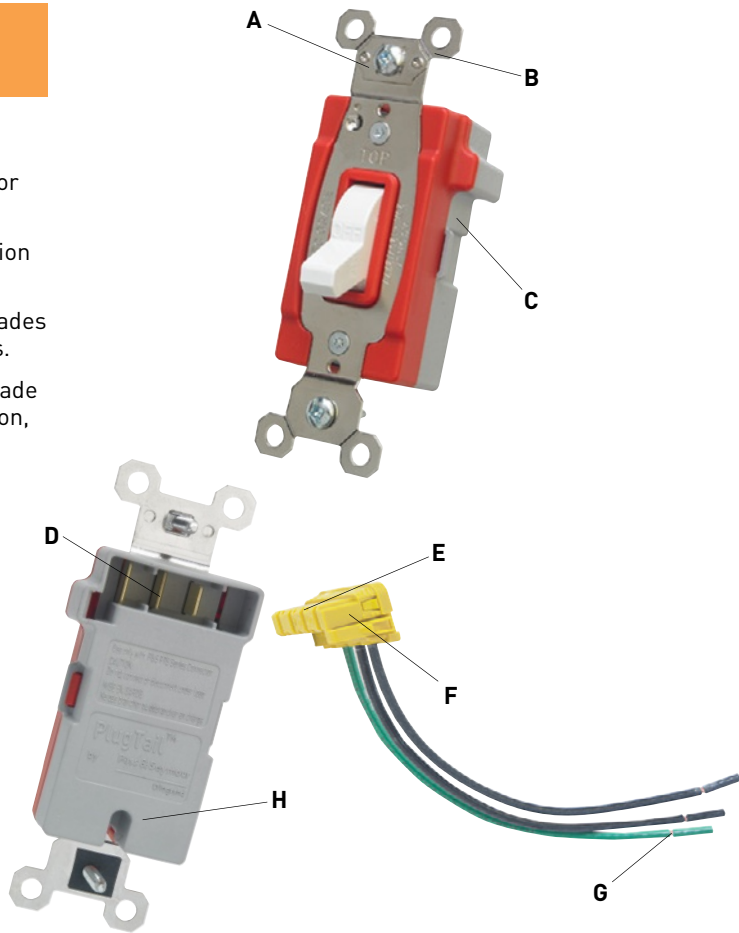
HP CONVERSION TABLE – SWITCHES

15 Amp	1/2 Horsepower at 120VAC; 2 Horsepower at 240VAC
20 Amp	1 Horsepower at 120VAC; 2 Horsepower at 240VAC
30 Amp	2 Horsepower at 120VAC; 2 Horsepower at 240VAC

PT20AC1W

PlugTail™ Specification Grade Switches

- A. Auto-ground clip** assures positive ground.
 - B. One-piece nickel-plated mounting strap** for superior corrosion resistance.
 - C. No exposed terminals** create a finger-safe application before, during and after installation.
 - D. Built-in connector** features large brass terminal blades to ensure consistent, reliable electrical connections.
 - E. Large brass contacts** snugly terminate on device blade terminals. Audible snapping latch assures connection, allows release.
 - F. Polycarbonate connector housing** secures terminations and conductors in a UL Listed, finger-safe housing.
 - G. Pre-stripped connector leads** fasten to conductors, easier than standard pigtails.
 - H. Glass-reinforced nylon back body** for durability and strength.
- Heavy-duty bumpers** for quiet, smooth operation.
Shallow design for easier installation.



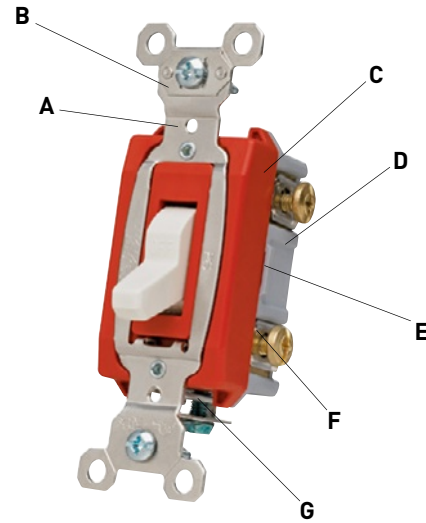
SWITCHES

Industrial Extra Heavy-Duty Specification Grade Switches

PS20AC1LA

Industrial EHD Specification Grade Switches

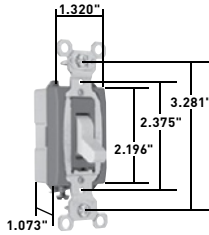
- A. One-piece nickel-plated steel strap** with integral ground.
 - B. Auto-ground clip** assures positive ground.
 - C. Shallow design** for easier installation.
 - D. Glass-reinforced nylon back body** for superior durability and strength.
 - E. Locking support** provides resistance to face and back body separation.
 - F. Side and external screw-pressure-plate back wire** with #14 – #10 AWG copper or copper-clad wire.
 - G. Grounding terminal** is standard with screw-pressure-plate back wire.
- Cam control and spring actuator** for positive “makes and breaks.”
- Heavy-duty, brass alloy, one-piece contact arm** virtually eliminates contact bounce
- Oversized silver alloy contacts** for long life and better heat dissipation.
- Heavy-duty bumpers** for quiet, smooth operation.



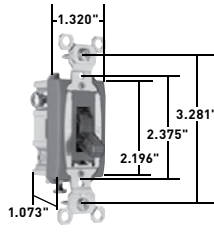
PS20AC1LA

SWITCHES

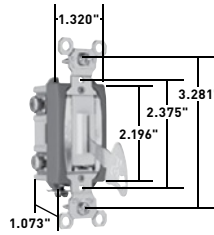
Industrial Extra Heavy-Duty Specification Grade Switches 15, 20 & 30A, 120, 277 & 120/277VAC




15 & 20 Amp*



15 & 20 Amp Lighted & Pilot Lighted*



Locking*
*30AC series is 1.437" wide



12
Fits current Switches



1498
Fits Switches manufactured before 1976



1498-NT
Fits Switches manufactured 1976-1982

Lock Switch Replacement Keys
(One key furnished with each switch)

Features

- Heavy-gauge one-piece copper alloy contact arm virtually eliminates contact bounce.
- Cam controls fast "make" and positive "break" to minimize arcing.
- Heavy-duty bumper pads for quiet operation.
- High strength thermoplastic polycarbonate toggle.
- Back body made of glass-reinforced nylon.
- Locking support provides resistance to face and back body separation.
- Oversized silver alloy contacts for long life and better heat dissipation.
- Grounding terminal is standard.
- Shallow design for ease of installation.
- Nickel-plated steel strap with integral ground.
- Auto-ground clip assures positive ground.

CATALOG NUMBER				RATING			3rd PARTY COMPLIANCE		
SINGLE POLE	DOUBLE POLE	THREE-WAY	FOUR-WAY	A.	VAC	COLOR	UL498	FSUL WS896	C22.2 111
TOGGLE SWITCHES BACK & SIDE WIRE									
PS15AC1I	PS15AC2I	PS15AC3I	PS15AC4I	15	120/277	Ivory	•	•	•
PS15AC1W	PS15AC2W	PS15AC3W	PS15AC4W	15	120/277	White	•	•	•
PS15AC1	PS15AC2	PS15AC3	PS15AC4	15	120/277	Brown	•	•	•
PS15AC1GRY	PS15AC2GRY	PS15AC3GRY	PS15AC4GRY	15	120/277	Gray	•	•	•
PS15AC1LA	PS15AC2LA	PS15AC3LA	PS15AC4LA	15	120/277	Light Almond	•	•	•
PS20AC1I	PS20AC2I	PS20AC3I	PS20AC4I	20	120/277	Ivory	•	•	•
PS20AC1W	PS20AC2W	PS20AC3W	PS20AC4W	20	120/277	White	•	•	•
PS20AC1	PS20AC2	PS20AC3	PS20AC4	20	120/277	Brown	•	•	•
PS20AC1GRY	PS20AC2GRY	PS20AC3GRY	PS20AC4GRY	20	120/277	Gray	•	•	•
PS20AC1BK	PS20AC2BK	PS20AC3BK	PS20AC4BK	20	120/277	Black	•	•	•
PS20AC1GN		PS20AC3GN		20	120/277	Green	•	•	•
PS20AC1RED	PS20AC2RED	PS20AC3RED	PS20AC4RED	20	120/277	Red	•	•	•
PS20AC1LA	PS20AC2LA	PS20AC3LA	PS20AC4LA	20	120/277	Light Almond	•	•	•
PS30AC1I	PS30AC2I	PS30AC3I		30	120/277	Ivory	•	•	•
PS30AC1W	PS30AC2W			30	120/277	White	•	•	•
PS30AC1	PS30AC2	PS30AC3		30	120/277	Brown	•	•	•
LIGHTED TOGGLE SWITCHES (LIGHTED WHEN OFF) BACK & SIDE WIRE									
PS15AC1CSL		PS15AC3CSL		15	120/277	Clear	•	•	•
PS15AC1ISL		PS15AC3ISL		15	120/277	Ivory	•	•	•
PS15AC1WSL		PS15AC3WSL		15	120/277	White	•	•	•
PS20AC1CSL		PS20AC3CSL		20	120/277	Clear	•	•	•
PS20AC1ISL		PS20AC3ISL		20	120/277	Ivory	•	•	•
PS20AC1WSL		PS20AC3WSL		20	120/277	White	•	•	•
PS20AC1LASL		PS20AC3LASL		20	120/277	Light Almond	•	•	•
PILOT LIGHTED SWITCHES (LIGHTED WHEN ON) BACK & SIDE WIRE									
PS15AC1CPL		PS15AC3CPL		15	120	Clear	•	•	•
PS15AC1RPL		PS15AC3RPL		15	120	Red	•	•	•
PS20AC1CPL		PS20AC3CPL		20	120	Clear	•	•	•
PS20AC1CPL7				20	277	Clear	•	•	•
PS20AC1RPL		PS20AC3RPL		20	120	Red	•	•	•
PS20AC1RPL7		PS20AC3RPL7		20	277	Red	•	•	•
	PS20AC2CPL			20	120/277	Clear	•	•	•
	PS20AC2RPL			20	120/277	Red	•	•	•
PS30AC1RPL		PS30AC3RPL		30	120	Red	•	•	•
	PS30AC2RPL			30	120/277	Red	•	•	•
LOCK SWITCHES (KEY CAN BE REMOVED IN BOTH POSITIONS) BACK & SIDE WIRE									
PS15AC1L		PS15AC3L		15	120/277	Gray	•	•	•
PS20AC1IL	PS20AC2IL	PS20AC3IL	PS20AC4IL	20	120/277	Ivory	•	•	•
PS20AC1WL	PS20AC2WL	PS20AC3WL	PS20AC4WL	20	120/277	White	•	•	•
PS20AC1L	PS20AC2L	PS20AC3L		20	120/277	Gray	•	•	•
PS20AC1REDL		PS20AC3REDL	PS20AC4REDL	20	120/277	Red	•	•	•
PS20AC1LAL	PS20AC2LAL	PS20AC3LAL	PS20AC4LAL	20	120/277	Light Almond	•	•	•
SECURITY SWITCHES BACK & SIDE WIRE									
PS20AC1KL	PS20AC2KL	PS20AC3KL	PS20AC4KL	20	120/277		•	•	•

All devices listed on this page conform to NEMA WD-1 and WD-6.

For Bulk Packaging Solutions consult factory.

WWW.LEGRAND.US/PASSANDSEYMOUR

TECHNICAL SPECIFICATIONS

Industrial Extra Heavy-Duty Specification Grade Switches

Back & Side Wire 15, 20 & 30A, 120/277VAC

Typical Specifications

Manufacturer's Identification: Pass & Seymour® PS15AC1

Description: Industrial EHD Specification Grade Switch, Back & Side Wire

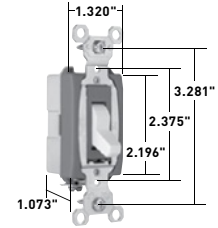
Rating: 15A, 120/277VAC

3rd Party Compliance: UL Listed File Number E140597; Standard UL20, General Use Snap Switches.

Federal Specification WS896, CSA Certified, File Number LR17446, Standard CSA-C22.2 No. 111,

General Use Snap Switches. Conforms to NEMA WD-1 and WD-6.

CATALOG NUMBER	COLOR	DESCRIPTION/RATING	CATALOG NUMBER	COLOR	DESCRIPTION/RATING
PS15AC1I	Ivory	15A 120/277VAC, Single Pole	PS20AC2I	Ivory	20A 120/277VAC, Double Pole
PS15AC1W	White	15A 120/277VAC, Single Pole	PS20AC2W	White	20A 120/277VAC, Double Pole
PS15AC1	Brown	15A 120/277VAC, Single Pole	PS20AC2	Brown	20A 120/277VAC, Double Pole
PS15AC1GRY	Gray	15A 120/277VAC, Single Pole	PS20AC2GRY	Gray	20A 120/277VAC, Double Pole
PS15AC1LA	Lt. Almond	15A 120/277VAC, Single Pole	PS20AC2BK	Black	20A 120/277VAC, Double Pole
PS15AC2I	Ivory	15A 120/277VAC, Double Pole	PS20AC2RED	Red	20A 120/277VAC, Double Pole
PS15AC2W	White	15A 120/277VAC, Double Pole	PS20AC2LA	Lt. Almond	20A 120/277VAC, Double Pole
PS15AC2	Brown	15A 120/277VAC, Double Pole	PS20AC3I	Ivory	20A 120/277VAC, 3-Way
PS15AC2GRY	Gray	15A 120/277VAC, Double Pole	PS20AC3W	White	20A 120/277VAC, 3-Way
PS15AC2LA	Lt. Al.	15A 120/277VAC, Double Pole	PS20AC3	Brown	20A 120/277VAC, 3-Way
PS15AC3I	Ivory	15A 120/277VAC, 3-Way	PS20AC3GRY	Gray	20A 120/277VAC, 3-Way
PS15AC3W	White	15A 120/277VAC, 3-Way	PS20AC3BK	Black	20A 120/277VAC, 3-Way
PS15AC3	Brown	15A 120/277VAC, 3-Way	PS20AC3RED	Red	20A 120/277VAC, 3-Way
PS15AC3GRY	Gray	15A 120/277VAC, 3-Way	PS20AC3LA	Lt. Almond	20A 120/277VAC, 3-Way
PS15AC3LA	Lt. Almond	15A 120/277VAC, 3-Way	PS20AC3GN	Green	20A 120/277VAC, 3-Way
PS15AC4I	Ivory	15A 120/277VAC, 4-Way	PS20AC4I	Ivory	20A 120/277VAC, 4-Way
PS15AC4W	White	15A 120/277VAC, 4-Way	PS20AC4W	White	20A 120/277VAC, 4-Way
PS15AC4	Brown	15A 120/277VAC, 4-Way	PS20AC4	Brown	20A 120/277VAC, 4-Way
PS15AC4GRY	Gray	15A 120/277VAC, 4-Way	PS20AC4GRY	Gray	20A 120/277VAC, 4-Way
PS15AC4LA	Lt. Almond	15A 120/277VAC, 4-Way	PS20AC4BK	Black	20A 120/277VAC, 4-Way
PS20AC1I	Ivory	20A 120/277VAC, Single Pole	PS20AC4RED	Red	20A 120/277VAC, 4-Way
PS20AC1W	White	20A 120/277VAC, Single Pole	PS20AC4LA	Lt. Almond	20A 120/277VAC, 4-Way
PS20AC1	Brown	20A 120/277VAC, Single Pole	PS30AC1I	Ivory	30A 120/277VAC, Single Pole
PS20AC1GRY	Gray	20A 120/277VAC, Single Pole	PS30AC1W	White	30A 120/277VAC, Single Pole
PS20AC1BK	Black	20A 120/277VAC, Single Pole	PS30AC1	Brown	30A 120/277VAC, Single Pole
PS20AC1RED	Red	20A 120/277VAC, Single Pole	PS30AC2I	Ivory	30A 120/277VAC, Double Pole
PS20AC1LA	Lt. Almond	20A 120/277VAC, Single Pole	PS30AC2W	White	30A 120/277VAC, Double Pole
PS20AC1GN	Green	20A 120/277VAC, Single Pole	PS30AC2	Brown	30A 120/277VAC, Double Pole
			PS30AC3I	Ivory	30A 120/277VAC, 3-Way
			PS30AC3	Brown	30A 120/277VAC, 3-Way



15 & 20 Amp*
*30AC series is 1.437" wide

Performance

Electrical

- Dielectric Withstand Voltage: 1500V Minimum
- Maximum Working Voltage: 277VAC
- Overload: Minimum 4.8 times rated current for 100 cycles
- Temperature Rise: 30°C maximum at rated current
- Maximum Continuous Current: 277VAC
- Endurance: 50,000 cycles minimum, resistive, inductive, tungsten filament lamp load (Fed Spec)

Mechanical

Terminal Accommodations: #14 AWG – #10 AWG stranded (when back-wired) or solid copper conductors

Environmental

- Flammability: UL94 V2
- Operating Temperature: Maximum continuous +115°C, minimum -40°C

Materials


- Back Body: Glass-Reinforced Nylon
- Front Body: Nylon
- Toggle: Thermoplastic Polycarbonate
- Terminals: Brass
- Terminal Screws: Tri-Drive Brass
- Mounting Strap: Nickel-Plated Steel
- Pressure Plate: Brass
- Contacts: Silver Cadmium Oxide
- Spring Arm: Brass
- Bumper: Rubber
- Spring: Zinc-Plated Steel
- Ground Terminal: Brass
- Ground Screw: Tri-Drive Zinc-Plated Steel
- Auto-Ground Clip: Nickel-Plated Brass

Project
Location/Type


DEVICES & WALL PLATES

Color Selection Chart

Devices & Plastic Wall Plate Colors



Ivory Light Almond White Green Antique Brass Dark Bronze Nickel




Black Blue Brown Gray Orange Red

See specific device and wall plate catalog charts for particular color availabilities.

Metal Wall Plates


Metal Finish



Aluminum Brass (Brushed) Polished Brass Stainless Steel Brushed Bronze Chrome

Custom Metal Wall Plates Paint Finish Colors

Paint Color



Orange Green Gray Yellow Glossy Black Brown White



Primer Red Pink Flat Black Ivory Light Almond Blue

To order custom metal wall plates, see Pages P-41 – P-45.

For additional colors consult factory.

All devices listed on this page conform to NEMA WD-1 and WD-6.