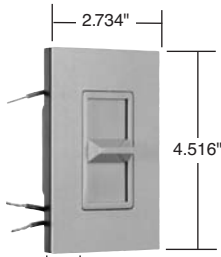
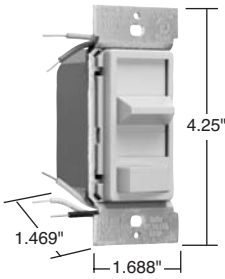


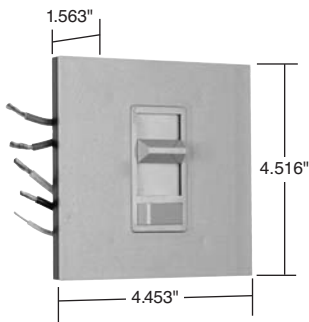
95681



95181

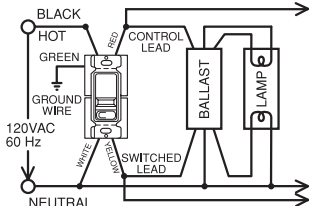


93281 93482  
93271 93472



93683 93884  
93673 93874

Typical Wiring Diagram –  
Fluorescent Dimming



## Dimmers & Fan Speed Controls Decorator Dimmers – Slide

### Full-On Bypass

When the dimmer is placed in the full-On position, the dimming circuitry is bypassed by latching contacts. This feature allows for 100% lighting output and extends dimmer life by eliminating heat build-up.

Features	
<ul style="list-style-type: none"> <li>Maximum rating for full continuous load.</li> <li>Full-On bypass.</li> <li>600VA dimmers may be ganged without de-rating.</li> </ul>	<ul style="list-style-type: none"> <li>Compatible with Decorator wall plates.</li> <li>RFI suppression built-in.</li> </ul>

Catalog Number	Description	Ratings	Color
<b>120VAC Low-Voltage* Specification Grade Slide Dimmers</b>			
95681-I 95681-W 95681-LA	Non-Preset/Full-On Bypass	600VA max.	Ivory White Light Almond
<b>120VAC Low-Voltage* Specification Grade Slide Dimmers with Architectural Heat Sink</b>			
95181-I 95181-W	Non-Preset/Full-On Bypass	1000VA max.	Ivory White

\* For use with magnetic transformer supplied incandescent low-voltage lighting.

Features	
<ul style="list-style-type: none"> <li>Use with magnetic dimming ballast.</li> <li>120 or 277VAC compatible.</li> <li>Full-On bypass.</li> </ul>	<ul style="list-style-type: none"> <li>Low end trim adjustable.</li> <li>RFI suppression built-in.</li> <li>5A dimmers may be ganged without de-rating.</li> </ul>

Catalog Number		Description	Ratings	Color
120VAC	277VAC			
<b>5A Max. Fluorescent Ballast, Single Pole, Specification Grade Dimmers</b>				
93281-I 93281-W 93281-GRY	93271-I 93271-W 93271-GRY	Preset, 2 to 12 Lamps	5A max.	Ivory White Gray
<b>8A Max. Fluorescent Ballast, Single Pole, Specification Grade Dimmers</b>				
93482-I 93482-W 93482-GRY	93472-I 93472-W 93472-GRY	Preset, 4 to 20 Lamps	8A max.	Ivory White Gray
<b>12 &amp; 16A Max. Fluorescent Ballast, Single Pole, Specification Grade Dimmers with Architectural Heat Sink</b>				
93683-I 93683-W 93683-GRY	93673-I 93673-W 93673-GRY	Preset, 6 to 30 Lamps	12A max.	Ivory White Gray
93884-I 93884-W 93884-GRY	93874-I 93874-W 93874-GRY	Preset, 8 to 40 Lamps	16A max.	Ivory White Gray

Catalog Number	Description	Color
<b>Accessories for Decorator Heat Sink Dimmers &amp; Fan Speed Controls</b>		
DAC1-I DAC1-W	Decorator 1 Gang Wall Plate for 1000W Heat Sink Devices	Ivory White
DAC2-I DAC2-W	Decorator 1 Gang Wall Plate for 1500W and 2000W Heat Sink Devices	Ivory White

Note: See ballast manufacturer's instructions for correct wiring of ballasts and lamps. Wire colors vary by manufacturer.

Max. Load Rating	Fins Removed	
	One Side	Two Side
<b>De-Rating Chart</b>		
1000VA	800VA	700VA
1500VA	1400VA	1300VA
2000VA	1800VA	1600VA

Max. Load Rating	Fins Removed	
	One Side	Two Side
<b>De-Rating Chart</b>		
4-20 Lamps	4-18 Lamps	4-14 Lamps
6-30 Lamps	6-26 Lamps	6-24 Lamps
8-40 Lamps	8-32 Lamps	8-26 Lamps

All devices listed on this page conform to NEMA WD-1 and WD-6. UL Listed and CSA Certified.