

Ventilation Fans—Ducting Accessories

Sleeves

Model CVLD4

- 4" sleeve with damper

Model CVLD5

- 5" sleeve with damper

Model CVLD6

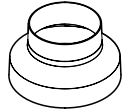
- 6" sleeve with damper



Transitions

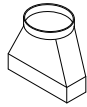
Model 886 Transition

- Converts 7" round to 3-1/4" x 10" duct



Model 475 Transition

- Converts 6" round duct to 4" round duct reducer
- Available in 6 Pack (475B)



Model 413 Transition

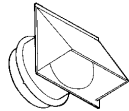
- Converts 3-1/4" x 10" duct to 8" round duct



Wall Caps

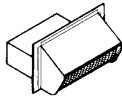
Model 613 Wall Cap*

- For 12" round duct
- Built-in backdraft damper and bird screen
- Aluminum natural finish



Model 639 Wall Cap*

- For 3-1/4" x 10" duct
- Spring-loaded backdraft damper
- Built-in bird screen
- Steel baked black enamel finish

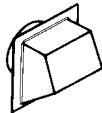


Model 649 Wall Cap*

- Same as Model 639, except aluminum natural finish

Model 641 Wall Cap*

- For 6" round duct
- Built-in backdraft damper and bird screen
- Aluminum natural finish
- Model 647 for 7" Round duct



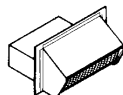
Model 647 Wall Cap*

- For 7" round duct
- Other features same as Model 641



Model 649 Wall Cap*

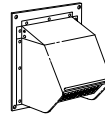
- Same as Model 639, except aluminum natural finish



Wall Caps Continued

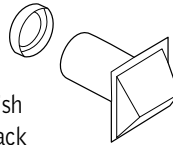
Model 843BL Wall Cap*

- For 6" round duct
- Built-in backdraft damper and bird screen
- Black finish



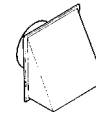
Models 885AL and 885BL Wall Cap*

- For 3" or 4" round duct
- 4" to 3" transition included
- Aluminum natural finish (885AL) and steel black enamel finish (885BL)
- Standard package—6 to a carton
- Built-in bird screen and damper



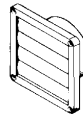
Model 643 Wall Cap*

- For 8" round duct
- Aluminum natural finish



Model 646 Louvered Wall* Cap for 6" Round Duct

- Single pack
- White polymeric



Model WC650 Wall Cap*

- For 4" round duct
- White polymeric
- 4 to a carton



*Not for use with dryers.