

In-Line Fan Kits

- Kits include all components to install a single exhaust system (except wall control, wire and ducting)
- Each kit includes fan, grille, sleeve with damper and duct clamps
- Model ILFK2502 contains 2 grilles (model CVG6) and a 3-way 6" Y adapter (model FY6)

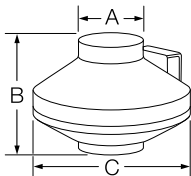
Model ILFK2502



In-Line Fan Kits

Model	CFM	Ducting
ILFK120	110	4"
ILFK130	130	5"
ILFK250	250	6"
ILFK2502	250	6"

Model	A Duct Collar	B Height	C Fan Diameter
ILFK120	3 ⁷ / ₈ "	10"	10"
ILFK130	4 ⁷ / ₈ "	7 ³ / ₄ "	10"
ILFK250	5 ⁷ / ₈ "	9 ³ / ₈ "	12"
ILFK2502	5 ⁷ / ₈ "	9 ³ / ₈ "	12"



Accessories

Y Adapter	Size
FY6	6" x 6" x 6"



Grilles/Intakes	Ducting	Size	Notes
CVG4	4"	6" Dia.	Round Grille
CVG6	6"	7-3/4" Dia	Round Grille

Available in six packs only

Sleeves	Ducting	Notes
CVLD4	4"	Sleeve with Damper
CVLD6	6"	Sleeve with Damper
CVL4	4"	Sleeve without Damper
CVL6	6"	Sleeve without Damper

Ventilation Fans—Ducting Accessories

Sleeves

Model CVLD4


- 4" sleeve with damper

Model CVLD5

- 5" sleeve with damper

Model CVLD6

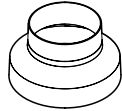
- 6" sleeve with damper



Transitions

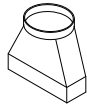
Model 886 Transition

- Converts 7" round to 3-1/4" x 10" duct



Model 475 Transition

- Converts 6" round duct to 4" round duct reducer
- Available in 6 Pack (475B)



Model 413 Transition

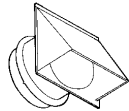
- Converts 3-1/4" x 10" duct to 8" round duct



Wall Caps

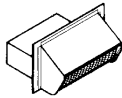
Model 613 Wall Cap*

- For 12" round duct
- Built-in backdraft damper and bird screen
- Aluminum natural finish



Model 639 Wall Cap*

- For 3-1/4" x 10" duct
- Spring-loaded backdraft damper
- Built-in bird screen
- Steel baked black enamel finish

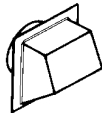


Model 649 Wall Cap*

- Same as Model 639, except aluminum natural finish

Model 641 Wall Cap*

- For 6" round duct
- Built-in backdraft damper and bird screen
- Aluminum natural finish
- Model 647 for 7" Round duct



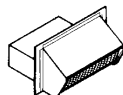
Model 647 Wall Cap*

- For 7" round duct
- Other features same as Model 641



Model 649 Wall Cap*

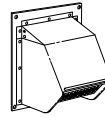
- Same as Model 639, except aluminum natural finish



Wall Caps Continued

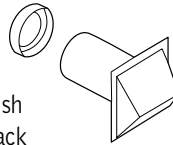
Model 843BL Wall Cap*

- For 6" round duct
- Built-in backdraft damper and bird screen
- Black finish



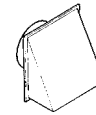
Models 885AL and 885BL Wall Cap*

- For 3" or 4" round duct
- 4" to 3" transition included
- Aluminum natural finish (885AL) and steel black enamel finish (885BL)
- Standard package—6 to a carton
- Built-in bird screen and damper



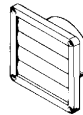
Model 643 Wall Cap*

- For 8" round duct
- Aluminum natural finish



Model 646 Louvered Wall* Cap for 6" Round Duct

- Single pack
- White polymeric



Model WC650 Wall Cap*

- For 4" round duct
- White polymeric
- 4 to a carton



*Not for use with dryers.