


### WALL SWITCHES




**Model VS62WH\***  
**60-Minute Time Switch**  
 • For use with all NuTone heaters and fans, except pull-chain type  
 • 20.0 amps



**Model VS66WH†**  
**Switch**  
 • With 60-minute timer and a separate on/off control  
 • For two-gang outlet box




**Model VS63WH\***  
**15-Minute Time Switch**  
 • For use with all NuTone heaters and fans, except pull-chain type  
 • 20.0 amps



**Model VS67WH†**  
**Switch**  
 • With 60-minute timer and two separate on/off controls  
 • For two-gang outlet box




**Model VS64\*** **Solid-State Speed Control Switch**  
 • Provides for unlimited choice of fan motor speeds  
 • 5.0 amps



**Model VS68WH†**  
**Switch**  
 • With 15-minute timer and a separate on/off control  
 • For two-gang outlet box



**Model VS65\*** **Solid-State Speed Control Switch**  
 • Provides for unlimited choice of motor speeds  
 • 2.5 amps



**Model VS69WH†**  
**Switch**  
 • With 15-minute timer and two separate on/off controls  
 • For two-gang outlet box

\* For standard single outlet box. Wall plate 2-3/4" x 4-1/2" (70 mm x 114 mm)

\*\* Use with adapter plate (not furnished)

† Timer section may be used to control any NuTone heater or ventilation fan. On/off section may be used for a separate light, vent or heater 4-9/16" x 4-1/2" (116 mm x 114 mm)

NuTone Inc., 4820 Red Bank Road, Cincinnati, OH 45227 (1-800-543-8687)  
 Broan-NuTone Canada Inc., 1140 Tristar Drive, Mississauga, Ontario, Canada L5T 1H9 (1-888-882-7626)

REFERENCE	QTY.	REMARKS	Project
			Location
			Architect
			Engineer
			Contractor
			Submitted by <span style="float: right;">Date</span>