

Emergency, Oil & Gas Burner


OIL BURNER	DESCRIPTION	CAT. NO.	GAS BURNER	DESCRIPTION	CAT. NO.
	4 Inch Square Oil Burner Cover (Red with white ltrs.) 1/2" Raised (1920)	41009		4 Inch Square Gas Burner Cover (Red with white ltrs.) 1/2" Raised (192G)	41026
	3.25 Inch Round Oil Burner Cover (Red with white ltrs.) (30C)	41011		3.25 Inch Round Gas Burner Cover (Red with white ltrs.) (3GC)	41027
	4 Inch Round Oil Burner Cover (Red with white ltrs.) (40C)	41012		4 Inch Round Gas Burner Cover (Red with white ltrs.) (4GC)	41028




OPENING, TEXT	MATERIAL, LETTERING	RED PAINTED STEEL	RED LEXAN®	TYPE 302 .035 SS	OPENING, TEXT	RED PAINTED STEEL	RED LEXAN®	TYPE 302 .035 SS
		White 1/4" Silk Screening	White 1/4" Silk Screening	White Fill 1/4" Engraving		White 1/4" Silk Screening	White 1/4" Silk Screening	White Fill 1/4" Engraving
	Switch Box (Flush Mntg.) Toggle Switch "Emergency Switch/On-Off"	41052				41058	42102	41242
	Utility/Handy Box Toggle Switch "Emergency/On-Off"	41055				41059	42091	41245
	Switch Box (Flush Mntg.) Toggle Switch "Emergency"		42071	41241			42035	41244
	Switch Box (Flush Mntg.) 2 Toggle Switches "Emergency"	41056	42072	41243			42036	
	Switch Box (Flush Mntg.) 3 Toggle Switches "Emergency"		42073				42032	
	Switch Box (Flush Mntg.) Duplex Receptacle "Emergency"	41057	42101	41240		SWITCH GUARD Prevent Accidents Cat. No. 40460 .030" Stainless Series 300 Spec. Grade-Non Magnetic (Plate not included)		

WALL PLATE COLOR GUIDE

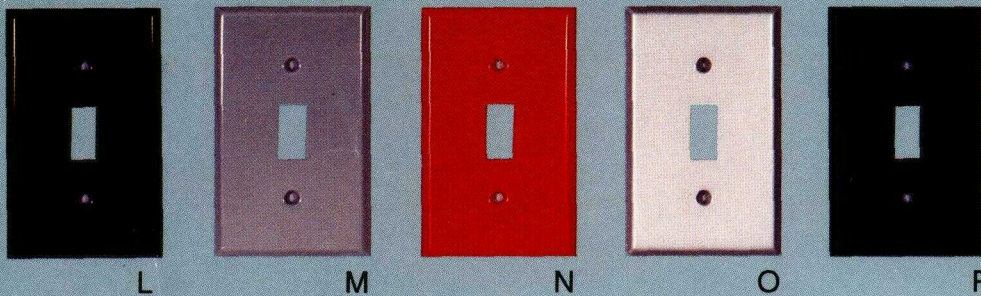
STANDARD SHAPE




A B C D E



F G H I J K



L M N O P



Q R S T U

- | | | |
|--|--------------------------------|--|
| A. Polished Chrome (83000) | G. Brown Wrinkle (98000) | N. Red Semi-Gloss (51000) |
| B. Stainless Steel (97000, 93000, 70000) | H. White Wrinkle (85000) | O. Aluminum Painted Steel/Cadilite (88000) |
| C. Polished Stainless (68000) | I. Ivory Semi-Gloss (84000) | P. Black Matte (87000) |
| D. Clear Anodized Aluminum (95000) | J. Sprayed Brass Matte (81000) | Q. Satin Brass (94000, 96000) |
| E. Satin Aluminum (62000) | K. White Semi-Gloss (86000) | R. Bank Bronze (65000) |
| F. Ivory Wrinkle (99000) | L. Brown Semi-Gloss (82000) | S. Satin Bronze (66000) |
| | M. Gray Semi-Gloss (58000) | T. Statuary Bronze (69000) |
| | | U. Polished Brass (64000) |