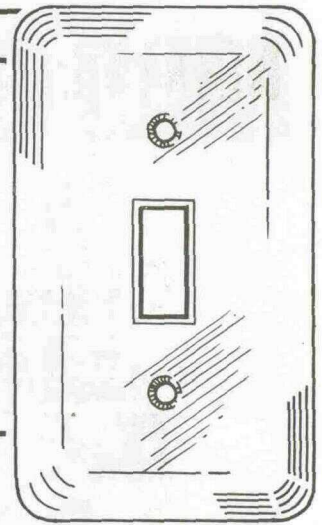


Maxi Plates

A Modern Princess Plate To Cover


- Plastic Boxes
- Oversize Romex Boxes
- Irregularly Cut Holes Or Broken Plaster

1 Gang	5" x 3.5"
2 Gang	5" x 4.562"
3 Gang	5" x 6.375"
4 Gang	5" x 8.187"
5 Gang	5" x 10"
6 Gang	5" x 11.812"

















For color photos of finishes see inside back cover.

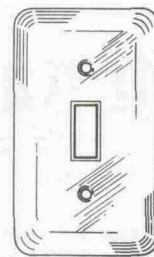
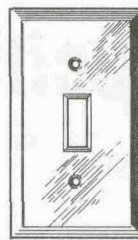
PRINCESS SHAPE

 listed 883C except where noted by asterisk(*).

See page A84 for ordering Custom Maxi Plates. Other 2-6 gang combination plates available. Catalog numbers same as appropriate finishes found on Princess Shape pages.

	SPRAYED BRASS MATTE	CHROME PLATED	IVORY SEMI-GLOSS	WHITE WRINKLE	WHITE SEMI-GLOSS	BROWN WRINKLE	IVORY WRINKLE
	Painted Steel (BA)	Polished Steel (CA)	Painted Steel (IA)	Painted Steel (DW)	Painted Steel (WA)	Painted Steel (DB)	Painted Steel (DI)
 1 Toggle Switch (1T-MP)	71771	73771	74771	75771	76771	78771	79771
 2 Toggle Switches (2T-PRL)	71072	73072	74072	75072	76072	78072	79072
 3 Toggle Switches (3T-PRL)	71073	73073	74073	75073	76073	78073	79073
 4 Toggle Switches (4T-PRL)	71074	73074	74074	75074	76074	78074	79074
 5 Toggle Switches (5T-PRL)	71075	73075	74075	75075	76075	78075	79075
 6 Toggle Switches (6T-PRL)	71076	73076	74076	75076	76076	78076	79076
 1 Duplex Receptacle (10DR-MP)	71701	73701	74701	75701	76701	78701	79701
 2 Duplex Receptacles (20DR-PRL)	71102	73102	74102	75102	76102	78102	79102
 3 Duplex Receptacles (30DR-PRL)	71103	73103	74103	75103	76103	78103	79103
 1 Single Recept. (1.405") (10R-MP)	71791	73791	74791	75791	76791	78791	79791
 1 Blank (Box Mntg. 3.281") (1B-MP)	71751	73751	74751	75751	76751	78751	79751
 2 Blanks (Box Mntg. 3.281") (2B-PRL)	71152	73152	74152	75152	76152	78152	79152
 3 Blanks (Box Mntg. 3.281") (3B-PRL)	71153	73153	74153	75153	76153	78153	79153
 One 5/8" ID Phone (Box Mntg. 3.281") (01-MP)	71750	73750	74750	75750	76750	78750	79750

Material Specifications



S = Standard Shape P = Princess Shape

UL Listed 883C unless marked with asterisk(*). Meets Federal Specification WP455A. All plates supplied with matching screws.

Steel (Preplated to Underwriters Laboratories, Inc. specifications)	Finish	Shape	Thickness	U.S. Bureau Standards Symbols	Finish Designator	Cat. Page #
Almond (ALM)	Smooth, Semi-Gloss	S	.030	—	44000	A14-20
Aluminum Paint (CDA)	Semi-Gloss	S	.030	—	88000	A21-27
Black Paint (BL)	Matte	S	.030	—	87000	A21-27
Brass Paint (BA)	Matte	S	.030	—	81000	A14-20
Brass Paint (BA-PRL)	Matte	P	.030	—	71000	A48-53
Brown Paint (BK)	Smooth, Semi-Gloss	S	.030	—	82000	A14-20
Brown Paint (DB)	Hard Baked, Wrinkle	S	.030	—	98000	A7-13
Brown Paint (DB-PRL)	Hard Baked, Wrinkle	P	.030	—	78000	A48-53
Chrome Plate (CA)	Mirror Polish	S	.030	—	83000	A7-13
Chrome Plate (CA-PRL)	Mirror Polish	P	.030	—	73000	A48-53
Gray	Smooth, Semi-Gloss	S	.030	—	58000	A21-27
Ivory (IA)	Smooth, Semi-Gloss	S	.030	—	84000	A14-20
Ivory (IA-PRL)	Smooth, Semi-Gloss	P	.030	—	74000	A48-53
Ivory (DI)	Hard Baked, Wrinkle	S	.030	—	99000	A7-13
Ivory (DI-PRL)	Hard Baked, Wrinkle	P	.030	—	79000	A48-53
Red (RA)	Smooth, Semi-Gloss	S	.030	—	51000	A21-27
White (WA)	Smooth, Semi-Gloss	S	.030	—	86000	A7-13
White (WA-PRL)	Smooth, Semi-Gloss	P	.030	—	76000	A48-53
White (DW)	Hard Baked, Wrinkle	S	.030	—	85000	A14-20
White (DW-PRL)	Hard Baked, Wrinkle	P	.030	—	75000	A48-53
Zinc Coat (AUNF)	Smooth, Dull	S	.030	—	89000	A21-27
Zinc Coat (AUNF-PRL)	Smooth, Dull	P	.030	—	80000	A42-47