


















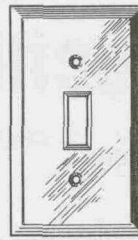


# General Construction Finishes

	CHROME PLATED	WHITE SEMI- GLOSS	STAIN- LESS TYPE 302	STAIN- LESS TYPE 430	BROWN WRINKLE	IVORY WRINKLE
 One 20A TL Recept. 1.620" ID Hole (3R)	83111	86111	93111	97111	98111	99111
 Two 20A TL Recepts. 1.620" ID Hole Must Use 3 Gang Plate (23R)	83113	86113	93113	97113	98113	99113
 One 30A 3 & 4 Wire TL Recept. 1.730" ID Hole (3330R)	83229	86229	93229	97229	98229	99229
 30/50A 3 Wire Range/Dryer Recept. 2.125" ID Hole (3D)	83221	86221	93221	97221	98221	99221
 30/50A 3 Wire Range/Dryer Recept. 2.125" ID Hole 2 Gang Plate (23D)	83222	86222	93222	97222	98222	99222
 30/50A 3 Wire Range/Dryer Recept. 2.125" ID Hole (N23D)	83227	86227	93227	97227	98227	99227
 30/50/60A 3 & 4 Wire Receptacles 2.480" ID Hole (5R)	83223	86223	93223	97223	98223	99223
 30/50/60A 4 Wire for Leviton 278 & 279 Recepts. 2.625" ID Hole (L5R)	83225	86225	93225	97225	98225	99225
 30/50/60A 4 Wire Offset Receptacles 2.275" ID Hole (N5RR)	83226	86226	93226	97226	98226	99226
 30/50/60A 4 Wire Receptacles 2.255" ID Hole (P5R)	83228	86228	93228	97228	98228	99228
 Louver, Horizontal (Device Mntg. 2.375") (LH)	83630	86630	93630	97630	98630	99630
 Louver, Vertical (Device Mntg. 2.375") (LV)	83631	86631	93631	97631	98631	99631
 2 Louvers (Device Mntg. 2.375") (2LV)	83632	86632	93632	97632	98632	99632
 Interchangeable 1 Hole Horizontal (71A)	83011X	86011X	93011X	97011X	98011X	99011X
 Interchangeable 1 Hole Per Gang, Horizontal (72A)	83012X	86012X	93012X	97012X	98012X	99012X
 Interchangeable 2 Holes (71B)	83021X	86021X	93021X	97021X	98021X	99021X
 Interchangeable 2 Holes Per Gang(72B)	83022X	86022X	93022X	97022X	98022X	99022X
 Interchangeable 2 Holes Per Gang(73B)	83023X	86023X	93023X	97023X	98023X	99023X

# Material Specifications

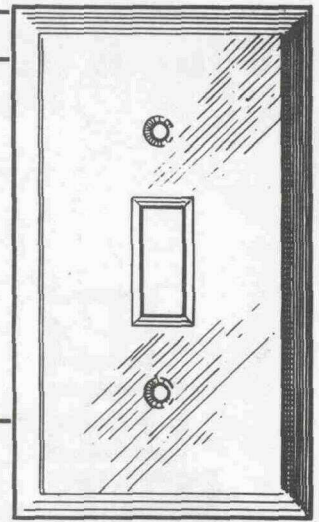


S = Standard Shape P = Princess Shape

 Listed 883C unless marked with asterisk(\*). Meets Federal Specification WP455A. All plates supplied with matching screws.

<b>Steel</b> (Preplated to Underwriters Laboratories, Inc. specifications)	Finish	Shape	Thickness	U.S. Bureau Standards Symbols	Finish Designator	Cat. Page #
Almond (ALM)	Smooth, Semi-Gloss	S	.030	—	44000	A14-20
Aluminum Paint (CDA)	Semi-Gloss	S	.030	—	88000	A21-27
Black Paint (BL)	Matte	S	.030	—	87000	A21-27
Brass Paint (BA)	Matte	S	.030	—	81000	A14-20
Brass Paint (BA-PRL)	Matte	P	.030	—	71000	A48-53
Brown Paint (BK)	Smooth, Semi-Gloss	S	.030	—	82000	A14-20
Brown Paint (DB)	Hard Baked, Wrinkle	S	.030	—	98000	A7-13
Brown Paint (DB-PRL)	Hard Baked, Wrinkle	P	.030	—	78000	A48-53
Chrome Plate (CA)	Mirror Polish	S	.030	—	83000	A7-13
Chrome Plate (CA-PRL)	Mirror Polish	P	.030	—	73000	A48-53
Gray	Smooth, Semi-Gloss	S	.030	—	58000	A21-27
Ivory (IA)	Smooth, Semi-Gloss	S	.030	—	84000	A14-20
Ivory (IA-PRL)	Smooth, Semi-Gloss	P	.030	—	74000	A48-53
Ivory (DI)	Hard Baked, Wrinkle	S	.030	—	99000	A7-13
Ivory (DI-PRL)	Hard Baked, Wrinkle	P	.030	—	79000	A48-53
Red (RA)	Smooth, Semi-Gloss	S	.030	—	51000	A21-27
White (WA)	Smooth, Semi-Gloss	S	.030	—	86000	A7-13
White (WA-PRL)	Smooth, Semi-Gloss	P	.030	—	76000	A48-53
White (DW)	Hard Baked, Wrinkle	S	.030	—	85000	A14-20
White (DW-PRL)	Hard Baked, Wrinkle	P	.030	—	75000	A48-53
Zinc Coat (AUNF)	Smooth, Dull	S	.030	—	89000	A21-27
Zinc Coat (AUNF-PRL)	Smooth, Dull	P	.030	—	80000	A42-47


# General Construction Finishes



For color photos of finishes see inside front cover.

## STANDARD SHAPE


See page A84 for ordering Custom Plates not found in this listing.




	CHROME PLATED	WHITE SEMI-GLOSS	STAIN-LESS TYPE 302 (.035") Spec. Grade Satin Finish (302SS)	STAIN-LESS TYPE 430 (.030") Satin Finish (SS)	BROWN WRINKLE Painted Steel (DB)	IVORY WRINKLE Painted Steel (DI)
1 Toggle Switch (1T)	83071	86071	93071	97071	98071	99071
2 Toggle Switches (2T)	83072	86072	93072	97072	98072	99072
3 Toggle Switches (3T)	83073	86073	93073	97073	98073	99073
4 Toggle Switches (4T)	83074	86074	93074	97074	98074	99074
5 Toggle Switches (5T)	83075	86075	93075	97075	98075	99075
6 Toggle Switches (6T)	83076	86076	93076	97076	98076	99076
7 Toggle Switches (7T)	83077	86077	93077	97077	98077	99077
8 Toggle Switches (8T)	83078	86078	93078	97078	98078	99078
9 Toggle Switches (9T)	83079	86079	93079	97079	98079	99079
10 Toggle Switches (10T)	83080	86080	93080	97080	98080	99080
1 Duplex Receptacle (10DR)	83101	86101	93101	97101	98101	99101
2 Duplex Receptacles (20DR)	83102	86102	93102	97102	98102	99102

# WALL PLATE COLOR GUIDE

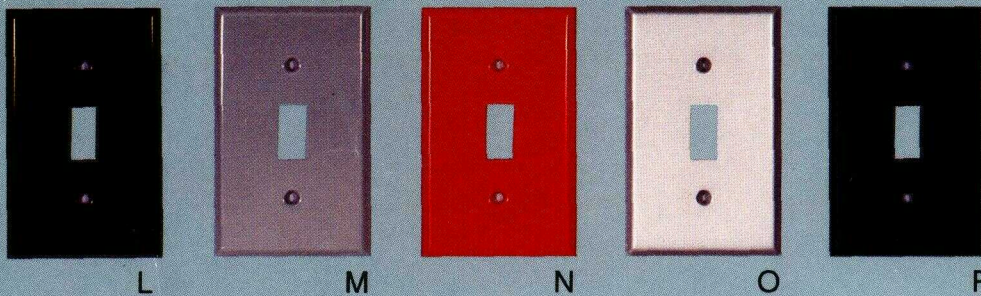
## STANDARD SHAPE




A B C D E



F G H I J K



L M N O P



Q R S T U

- |                                          |                                |                                            |
|------------------------------------------|--------------------------------|--------------------------------------------|
| A. Polished Chrome (83000)               | G. Brown Wrinkle (98000)       | N. Red Semi-Gloss (51000)                  |
| B. Stainless Steel (97000, 93000, 70000) | H. White Wrinkle (85000)       | O. Aluminum Painted Steel/Cadilite (88000) |
| C. Polished Stainless (68000)            | I. Ivory Semi-Gloss (84000)    | P. Black Matte (87000)                     |
| D. Clear Anodized Aluminum (95000)       | J. Sprayed Brass Matte (81000) | Q. Satin Brass (94000, 96000)              |
| E. Satin Aluminum (62000)                | K. White Semi-Gloss (86000)    | R. Bank Bronze (65000)                     |
| F. Ivory Wrinkle (99000)                 | L. Brown Semi-Gloss (82000)    | S. Satin Bronze (66000)                    |
|                                          | M. Gray Semi-Gloss (58000)     | T. Statuary Bronze (69000)                 |
|                                          |                                | U. Polished Brass (64000)                  |