

500[®] & 700[®] SERIES RACEWAY

700 Series Wire Fill Capacities For Communications

	CABLE/WIRE SIZE	O.D. (APPROX. DIA.)		40% FILL
		Inches	[mm]	
UNSHIELDED TWISTED PAIR	4-pair, 24 AWG, Cat 3	0.190	[4.8]	3
	4-pair, 24 AWG, Cat 5e	0.210	[5.3]	3
	4-pair, 24 AWG, Cat 6	0.250	[6.3]	2
	4-pair, 24 AWG, Cat 6a*	0.354	[9.0]	1
	25-pair, 24 AWG	0.410	[10.4]	0
COAXIAL	RG6/U	0.270	[6.9]	1
FIBER	ZipCord	0.118 x 0.236	[3 x 6]	3
	Round 4 Strand Fiber	0.187	[4.8]	3
	Round 6 Strand Fiber	0.256	[6.5]	2

700 Series Wire Fill Capacities for Power

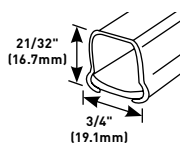
WIRE SIZE	O.D.		NO. OF CONDUCTORS
	Inches	[mm]	
THHN/THWN			40% FILL
14 AWG	0.111	[2.8]	10
12 AWG	0.130	[3.3]	7
10 AWG	0.164	[4.2]	4

NOTE: For additional information, refer to the Technical Section.

* Category 6 augmented (6a) cable for 10 gigabit ethernet – max allowed cable diameter per addenda No. 11 ANSI TIA/EIA 568-B.2.

700 Series Raceways Ordering Information

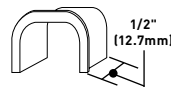
One-Piece Raceway



PART NUMBERS:
V700 (Ivory)
700WH (White)

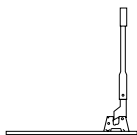
.040" (1.0mm) steel. Ivory finish. Available in 10' (3m) lengths, 100' (31m) per carton. One (1) 5701 Coupling furnished with each length.

702 Bushing



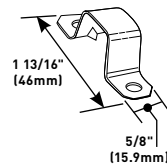
Protects wires from abrasion. Slips into open end of 700 Series Raceway.

607 700 Series Raceway Cutter



Single action portable cutter. Fast and easy square cuts.

Mounting Strap



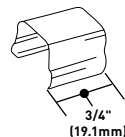
PART NUMBERS:
V704 (Ivory)
704WH (White)

(One- or Two-Hole) Converts to one-hole by breaking off at score. Lanced tab holds strap in place while fastening to surface.

607K Replacement Blades

Case hard steel replacement blades for 607 Raceway Cutter.

Connection Cover



PART NUMBERS:
V706 (Ivory)
706WH (White)

Covers seam where two lengths of 700 Series Raceway come together.

NOTE: Use #8 flathead screws with all fittings requiring screws except V704. With V704, use #8 panhead screws.