





Shown actual size: Ariadni dimmer and 1-gang Fassade wallplate in White (WH).








### Product family features

- Matches existing switches
- Toggle-style switch turns light on to level set by slider
- Slider adjusts light to your favorite level
- C•L and eco-dim models available
- Coordinating Fassade wallplates only available separately
- Custom engraving available for wallplates, see p. 230



### Control types

-  Single-pole (one location)
-  3-way or 4-way (two or more locations)

### Direct load type compatibility

-  Dimmable LED/CFL lighting (screw-base)
-  Incandescent/halogen lighting
-  Magnetic low-voltage lighting
-  LED lighting
-  Fluorescent lighting
-  Ceiling fans
-  Ceiling fan/lights

### Load type requiring load interface

-  Electronic low-voltage lighting
-  Neon/cold cathode lighting

Lighting load interfaces may be applicable for some additional load type, voltage, and capacity combinations. For additional information, see pp. 259–263.

**Available finishes**

Use **BOLD** color code in model number (Example: AY-600P-**BL**)

Gloss\*



**WH**  
White



**LA**  
Light Almond



**AL**  
Almond



**IV**  
Ivory



**BR**  
Brown



**BL**  
Black

Metal wallplate\*\*



**SS**  
Stainless Steel

\* Coordinating wallplates only available separately. For wallplate information, see p. 230.

\*\* Stainless Steel metal wallplate only available separately and includes black plastic trim/adaptor, visible from side. Match with separate Black (BL) control. For wallplate information see p. 230.

## Preset dimmers



- Toggle turns lights on/off
- Slide up to brighten, down to dim
- C•L dimmers provide reliable dimming of dimmable LEDs/CFLs, as well as halogens and incandescents

### Dimmable LED/CFL (screw-base) dimmer

#### Incandescent/halogen dimmer

##### 150W preset C•L dimmer\*

3-way/single-pole AYCL-153P-**XX**<sup>1</sup>  
120V 150W (CFL/LED),  
600W (Inc)

Visit [lutron.com/compatibility](http://lutron.com/compatibility) for an approved list of dimmable LED bulbs. See p. 250 to calculate wattage when mixing lamp types.

Adjustable low-end trim.

### Dimmable LED/CFL (screw-base) dimmer

#### Incandescent/halogen dimmer

#### Hi-lume 1% 2-wire LED driver dimmer

##### 250W preset C•L dimmer\*

3-way/single-pole AYCL-253P-**XX**<sup>1</sup>  
120V 250W (LED/CFL),  
600W (Inc),  
350W (Hi-lume 1% LED driver, max 8)

Visit [lutron.com/compatibility](http://lutron.com/compatibility) for an approved list of dimmable LED bulbs. See p. 250 to calculate wattage when mixing lamp types.

Adjustable low-end trim.

**XX**<sup>1</sup>: Gloss color codes, see p. 81

**XX**<sup>2</sup>: Available in Gloss White (WH), Ivory (IV), Almond (AL) and Light Almond (LA)

Wallplates not included. Order separately, see p. 230

### Incandescent/halogen dimmers

#### Preset dimmers

Single-pole 120V 600W	AY-600P- <b>XX</b> <sup>1</sup>
Single-pole 120V 1000W	AY-10P- <b>XX</b> <sup>1</sup>
3-way 120V 600W	AY-603P- <b>XX</b> <sup>1</sup>
3-way 120V 1000W	AY-103P- <b>XX</b> <sup>1</sup>

#### eco-dim preset dimmer<sup>\*,\*\*</sup>

3-way/single-pole 120V 600W	AY-603PG- <b>XX</b> <sup>2</sup>
--------------------------------	----------------------------------

### Magnetic low-voltage dimmers

#### Preset dimmers\*

Single-pole 120V 600VA (450W)	AYLV-600P- <b>XX</b> <sup>1</sup>
3-way 120V 600VA (450W)	AYLV-603P- <b>XX</b> <sup>1</sup>

The stated VA (volt-ampere) rating includes the magnetic transformer heat losses and the lamp load. The stated W (watt) rating is the maximum lamp wattage based on assumed 20% transformer loss.


All models must be derated if ganged unless otherwise noted, see pp. 250 and 258.

\* Minimum load required, visit [lutron.com/faq](http://lutron.com/faq) for more information

\*\* Maximum light output of 85% guarantees 15% energy savings over standard switches


**Caséta Wireless – Connected Home**

Caséta Wireless  
In-wall Dimmers  
p. 144



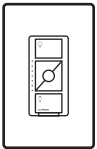
Dimmable LED/  
CFL (screw-base),  
Incandescent/  
Halogen – C•L

PD-6WCL-  
P-PKG1W-WH\*  
P-BDG-PKG1W\*  
P-BDG-PKG2W\*  
P-BDGPRO-PKG1W\*



Dimmable LED/  
CFL (screw-base),  
Incandescent/  
Halogen, Magnetic  
Low-Voltage,  
Hi-lume 1% 2-Wire  
LED Driver, Tu-Wire  
Fluorescent Ballast  
– PRO

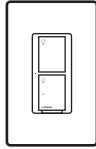
PD-10NXD-



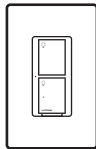
Dimmable LED  
(screw-base),  
Incandescent/  
Halogen, Magnetic  
Low-Voltage,  
Electronic Low-  
Voltage, Hi-lume 1%  
2-Wire LED Driver,  
Tu-Wire Fluorescent  
Ballast – ELV+

PD-5NE-

Caséta Wireless  
In-wall Electronic  
Switches p. 144

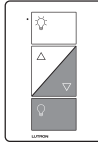


Switch  
PD-6ANS-



Switch – PRO  
PD-5WS-DV-

Caséta Wireless  
Plug-in Lamp  
Dimmers p. 154



Dimmable LED/  
CFL (screw-base),  
Incandescent/  
Halogen – C•L

PD-3PCL-  
P-PKG1P-WH\*  
P-BDG-PKG1P\*  
P-BDG-PKG2P\*

Lutron Smart Bridges  
p. 156

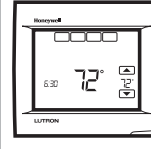


Smart Bridge  
L-BDG2-WH



Smart Bridge PRO  
L-BDGPRO2-WH  
P-BDGPRO-PKG3AW\*

Lutron Wireless  
Thermostat  
p. 158



Thermostat  
L-HWLV2-WIFI

\* “PKG” models are kits