





Shown actual size: Skylark dimmer and 1-gang Claro wallplate in White (WH).

### Product family features

- Rocker switch returns light to light level indicated by slider on preset dimmers
- Slide up to brighten, down to dim
- C•L and eco-dim models available
- Coordinating Claro and Stainless Steel wallplates only available separately
- Custom engraving available for wallplates, see p. 223


### Control types


 Single-pole (one location)


 3-way or 4-way (two or more locations)


### Direct load type compatibility


 Dimmable LED/CFL lighting (screw-base)

 Incandescent/halogen lighting


 Magnetic low-voltage lighting

 Electronic low-voltage lighting


 LED lighting

 Fluorescent lighting

 Ceiling fans

 Ceiling fan/lights

### Load type requiring load interface

 Neon/cold cathode lighting

Lighting load interfaces may be applicable for some additional load type, voltage, and capacity combinations. For additional information, see pp. 259–263.

**Available finishes**

Use **BOLD** color code in model number (Example: S-600P-**GR**)

Gloss\*



**WH**  
White



**LA**  
Light Almond



**AL**  
Almond



**IV**  
Ivory



**GR**  
Gray



**BR**  
Brown



**BL**  
Black

Metal wallplates\*\*



**SS**  
Stainless Steel

\* Coordinating wallplates only available separately. For wallplate information, see pp. 222–223.

\*\* Stainless Steel metal wallplate only available separately and includes black plastic trim/adaptor, visible from side. Match with separate Black (BL) control. For wallplate information, see pp. 222–223.

## Dimmers with on/off switch



- Rocker switch returns light to light level indicated by slider
- Slide up to brighten, down to dim
- **C•L** dimmer provides reliable dimming of dimmable LEDs/CFLs, as well as halogens and incandescents

### Dimmable LED/CFL (screw-base) dimmer

#### Incandescent/halogen dimmer

##### C•L dimmer with on/off switch\*

3-way/single-pole SCL-153P-**XX**<sup>1</sup>  
120V 150W (LED/CFL),  
600W (Inc)

Visit [lutron.com/compatibility](http://lutron.com/compatibility) for an approved list of dimmable LED bulbs. See p. 250 to calculate wattage when mixing lamp types. Adjustable low-end trim.

**XX**<sup>1</sup>: Gloss color codes, see p. 63

**XX**<sup>2</sup>: Available in Gloss White (WH), Ivory (IV), Almond (AL), and Light Almond (LA)

Wallplates not included. Order separately, see pp. 222–223

### Incandescent/halogen dimmers

#### Dimmers with on/off switch\*

Single-pole 120V 600W	S-600P- <b>XX</b> <sup>1</sup>
Single-pole 120V 1000W	S-10P- <b>XX</b> <sup>1</sup>
3-way 120V 600W	S-603P- <b>XX</b> <sup>1</sup>
3-way 120V 1000W	S-103P- <b>XX</b> <sup>1</sup>

#### eco-dim dimmer<sup>†</sup> with on/off switch\*

3-way/single-pole 120V 600W	S-603PG- <b>XX</b> <sup>2</sup>
--------------------------------	---------------------------------

### Magnetic low-voltage dimmers

#### Dimmers with on/off switch\*

Single-pole 120V 600VA (450W)	SLV-600P- <b>XX</b> <sup>1</sup>
3-way 120V 600VA (450W)	SLV-603P- <b>XX</b> <sup>1</sup>


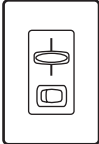

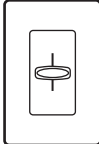
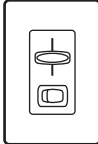
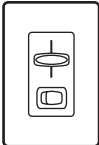
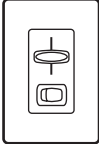
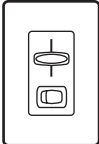


The stated VA (volt-ampere) rating includes the magnetic transformer heat losses and the lamp load. The stated W (watt) rating is the maximum lamp wattage based on assumed 20% transformer loss.

All models must be derated if ganged unless otherwise noted, see pp. 250 and 254–257.

\* Minimum load required, visit [lutron.com/faq](http://lutron.com/faq) for more information

\*\* **Requires neutral wire connection**

† Maximum light output of 85% guarantees 15% energy savings over standard switches

Sensors (continued)	Skylark Controls p.62			
Radio Powr Savr Wireless Daylight Sensor p.208	Dimmers with On/Off Switch		Slide-to-Off Dimmers	Dimmers with On/Off Switch and Locator Light
 Ceiling mount LRF2-DCRB-WH	 Dimmable LED/ CFL (screw-base), Incandescent/ Halogen – C-L SCL-153P-	 Magnetic Low-Voltage SLV-600P- SLV-603P-	 Incandescent/Halogen S-600- S-1000-	 Incandescent/Halogen S-600PNL- S-10PNL- S-603PNL- S103PNL-
	 Incandescent/Halogen S-600P- S-10P- S-603P- S-103P-	 Electronic Low-Voltage SELV-300P- SELV-303P-		
	 Incandescent/Halogen eco-dim S-603PG-	 3-wire Fluorescent Ballast/ LED Driver SF-10P- SF-12P-277- SF-103P- SF-12P-277-3-		
		 Tu-Wire Fluorescent Ballast SFTU-5A3P-		