





Shown actual size: Ariadni dimmer and 1-gang Fassada wallplate in White (WH).







Product family features

- Matches existing switches
- Toggle-style switch turns light on to level set by slider
- Slide adjusts light to your favorite level
- C•L® and eco-dim® models available
- Coordinating Fassada® wallplates only available separately
- Custom engraving available for wallplates, see p. 244



Control types

-  Single-pole (one location)
-  3-way or 4-way (two or more locations)

Direct load type compatibility

-  Incandescent/halogen lighting
-  Dimmable CFL/LED lighting (screw-base)
-  Magnetic low-voltage lighting
-  Fluorescent lighting
-  LED lighting
-  Ceiling fans
-  Ceiling fan/lights

Load type requiring load interface

-  Electronic low-voltage lighting
-  Neon/cold cathode lighting

Lighting load interfaces may be applicable for some additional load type, voltage, and capacity combinations. For additional information, see p. 185.

Available finishes

Use **BOLD** color code in model number (Example: AY-600P-**BL**)

Gloss finishes*



WH
White



LA
Light Almond



AL
Almond



IV
Ivory



BR
Brown



BL
Black

Metal finish wallplate**



SS
Stainless Steel

* Coordinating wallplates only available separately. For wallplate information, see p. 244.

** Stainless Steel wallplate only available separately and includes black plastic trim/adaptor, visible from side. Match with separate Black (BL) control. For wallplate information see p. 244.

Preset dimmers



- Toggle turns on/off
- Slide up to brighten, down to dim
- C•L® dimmers provide reliable dimming of dimmable CFLs/LEDs, as well as halogens and incandescents
- eco-dim® model guarantees at least 15% energy savings and triples lamp life compared to a standard switch*

Incandescent/halogen dimmer

Dimmable CFL/LED (screw-base) dimmer

150W preset C•L dimmer

3-way/single-pole AYCL-153P-**XX**¹
120V 600W (Inc) 150W (CFL/LED)

Visit www.lutron.com/dimcflled for an approved list of dimmable CFL/LED bulbs, and how to calculate wattage when mixing lamp types.
Adjustable low-end trim.

Incandescent/halogen dimmer

Dimmable CFL/LED (screw-base) dimmer

Hi-lume® 1% 2-wire LED driver dimmer

250W preset C•L dimmer

3-way/single-pole AYCL-253P-**XX**¹
120V 600W (Inc) 250W (CFL/LED)
350W (Hi-lume® 1% LED driver, max 8)

Visit www.lutron.com/dimcflled for an approved list of dimmable CFL/LED bulbs, and how to calculate wattage when mixing lamp types.

Incandescent/halogen dimmers

Preset dimmers

Single-pole 120V 600W	AY-600P- XX ¹
Single-pole 120V 1000W	AY-10P- XX ¹
3-way 120V 600W	AY-603P- XX ¹
3-way 120V 1000W	AY-103P- XX ¹

eco-dim preset dimmer

3-way/single-pole 120V 600W	AY-603PG- XX ²
--------------------------------	----------------------------------

Magnetic low-voltage dimmers

Preset dimmers

Single-pole 120V 600VA (450W)	AYLV-600P- XX ¹
3-way 120V 600VA (450W)	AYLV-603P- XX ¹

The stated VA (Volt-Ampere) rating includes the magnetic transformer heat losses and the lamp load. The stated W (Watt) rating is the maximum lamp wattage based on assumed 20% transformer loss.

XX¹: Gloss color codes, see p. 113

XX²: Available in White (WH), Ivory (IV), Almond (AL) and Light Almond (LA)

Wallplates not included. Order separately, see p. 244

All models must be derated if ganged, unless otherwise noted, see pp. 253–254.

* Maximum light output of 85% guarantees 15% energy savings over standard switches