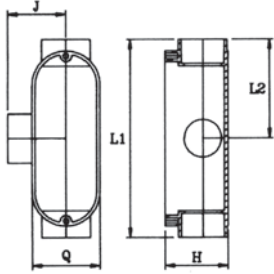


## CONDUIT FITTINGS

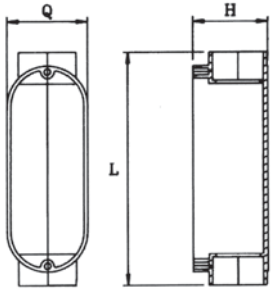
### Type 'T' Access Fittings



Size (in.)	Part Number	Product Code	L1 (in.)	L2 (in.)	H (in.)	J (in.)	Q (in.)
1/2	T05	078176	4.565	2.275	1.500	1.315	1.315
3/4	T07	078177	5.330	2.685	1.625	1.490	1.490
1	T10	078178	6.390	3.195	2.000	1.770	1.740
1-1/4	T12	078179	9.125	6.500	2.500	2.250	2.500
1-1/2	T15	078180	9.250	6.500	2.750	2.312	2.500
2	T20	078181	11.375	8.625	3.500	2.687	3.125
2-1/2	T25	078182	17.125	12.125	4.625	5.562	4.625
3	T30	078183	17.562	12.125	4.625	5.562	4.625
3-1/2	T35	078184	19.125	14.250	5.484	6.203	5.468
4	T40	078185	19.125	14.250	5.484	6.203	5.468

Includes: Gasket, Cover & Screws

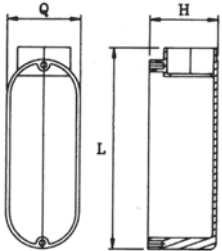
### Type 'C' Access Fittings



Size (in.)	Part Number	Product Code	L (in.)	H (in.)	Q (in.)
1/2	C05	078116	5.230	1.490	1.330
3/4	C07	078117	5.880	1.675	1.510
1	C10	078118	6.937	2.000	1.750
1-1/4	C12	078119	9.125	2.500	2.500
1-1/2	C15	078120	9.250	2.750	2.500
2	C20	078121	11.437	3.500	3.125
2-1/2	C25	078122	17.125	4.625	4.625
3	C30	078123	17.652	4.625	4.625
3-1/2	C35	078124	19.125	5.484	5.468
4	C40	078125	19.125	5.484	5.468

Includes: Gasket, Cover & Screws

### Type 'E' Access Fittings



Size (in.)	Part Number	Product Code	L (in.)	H (in.)	Q (in.)
1/2	E05	078128	4.635	1.500	1.312
3/4	E07	078129	5.250	1.675	1.515
1	E10	078130	6.170	2.000	1.750
1-1/4	E12	078131	8.187	2.500	2.500
1-1/2	E15	078132	8.250	2.750	2.500
2	E20	078133	10.500	3.500	3.125
2-1/2	E25	078134	13.875	4.625	4.625
3	E30	078135	14.250	4.625	4.625
3-1/2	E35	078136	15.656	5.484	5.468
4	E40	078137	15.500	5.484	5.468

Includes: Gasket, Cover & Screws