

Introduction – Pliers

Klein Quality

Klein pliers are made of the finest U.S. steel alloy. Forged, precision machined, hardened, and carefully tempered for maximum strength, Klein pliers provide exceptional performance and durability.

All pliers mating surfaces and dimensions are precision machined and hot riveted for uniformly smooth opening and closing action. Cutting knives are manufactured for long-lasting edges and are designed to perfectly align and meet according to the way each is used.

Side-cutting and long-nose pliers with side cutters have knives that meet at the hinge first and then meet at least one-half of the knife length. Diagonal-cutting pliers meet at the tip first and then meet at least one-half of the knife length.

These precise knife-closing designs increase knife life and facilitate resharpening.

Klein pliers are individually adjusted to meet performance standards far exceeding application requirements – ensuring that nothing less than outstanding quality ever carries the Klein name.

Using Pliers

A professional knows all the rules about using pliers, but a review of the following points may help you recall any you may have forgotten.

- 1. Never use pliers to do another tool's job.** Pliers should not be used as a hammer or pry tool or a wrench. Using pliers instead of the proper tools risks damaging the work, damaging yourself, and losing time.
- 2. Never push pliers beyond their capacity.** Bending stiff wire with light pliers or the tip of needle-nose pliers can spring or break them. Use a stronger, blunt-nose pliers. When you need greater leverage, use pliers with greater leverage. Don't extend the length of the pliers handles. Bolts should be cut with a bolt cutter, and large cable with a cable cutter.
- 3. Never expose pliers to excessive heat.** Direct flame on metal can ruin the tool. Cutting pliers are especially vulnerable to high, direct heat.
- 4. Never cut hardened wire with ordinary pliers.** Pliers should not be used for cutting hardened wire unless they are specifically recommended for this use.
- 5. Never rock pliers from side to side when cutting wire...and never bend the wire back and forth against the cutting knives.** Either practice can dull or nick the cutting

edges. Cut wire at a right angle only. If it won't cut readily, the knives may need sharpening, or you may need pliers with greater leverage.

6. Never cut any wire or metal unless your eyes are protected. Goggles or other protective devices are an absolute must. Don't take shortcuts. Operate safely...the professional way.

7. Never cut any wire or metal unless your fellow workers' eyes are also protected. The wire that doesn't get you may get someone else. Think about the "other guy" as well as yourself.

8. Never depend on plastic-dipped handles to insulate you from electricity. Plastic-dipped and Journeyman™ handles are intended for comfort and a firmer grip only. They are not intended for protection against electric shock. Never use any pliers or cutting tools on live electrical circuits. Only use insulated tools that are marked with the official international 1000-volt rating symbol if there is any chance that the tool will make contact with an energized source.

Pliers Catalog Number Prefixes/Suffixes

"D" (Prefix) – Indicates the pliers have plastic-dipped handles for comfort, NOT for protection against electrical shock.

"HD" (Prefix) – Indicates the pliers have heavy-duty plastic-dipped handles to provide an extra level of user comfort, NOT for protection against electrical shock.

"J" (Prefix) – Indicates the pliers have State-of-the-art dual material molded Journeyman™ handles for a softer, more comfortable grip on the outer surface and a harder, more durable grip on the inner surface and handle ends, NOT for protection against electrical shock.

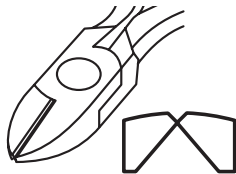
"C" (Suffix) – Indicates the pliers have a coil spring in the handles for self-opening action.

Pliers Cutting Edges

Knife-edge descriptions refer to the angle of the outside cutting edges of the knives when fully closed.

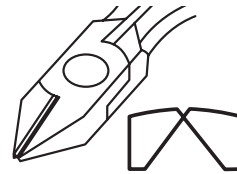
Standard Cutting Edges

Cuts hard wire. Found on all Klein side-cutters, long-nose, and on most diagonal-cutting pliers.



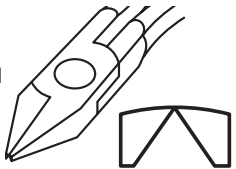
Semi-Flush Cutting Edges

Closely cuts medium wire. Found on select diagonal-cutting pliers.



Full-Flush Cutting Edges

Close, flat cutting of soft wire only. Found on select diagonal-cutting pliers.





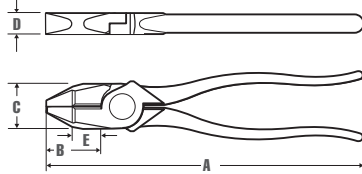
Introduction – Pliers

Pliers Dimensions

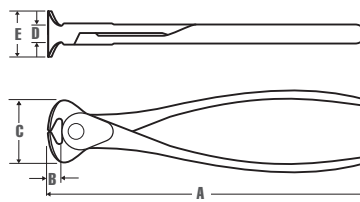
All Klein pliers are listed with necessary dimensions in both inches and millimeters. The following drawings of six basic types of pliers are keyed by letter to the dimensions given for each pliers listed. All dimensions are subject to commercial tolerances.

A – Overall Length	D – Jaw Thickness
B – Jaw Length	E – Knife Length
C – Jaw Width	F – Point Thickness

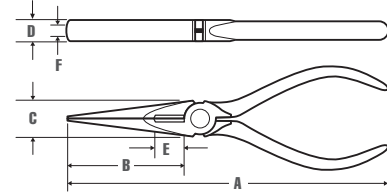
1. Side-Cutting Pliers



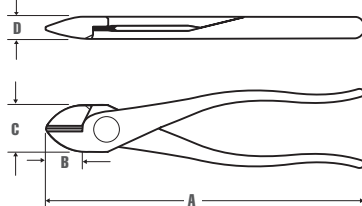
3. End Cutting Pliers



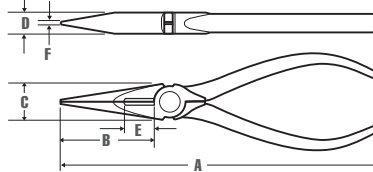
5. Flat-Nose and Duck-Bill Pliers



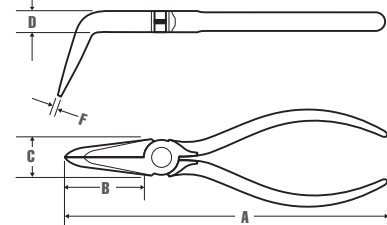
2. Diagonal-Cutting Pliers



4. Long-Nose Pliers



6. Curved-Nose Pliers



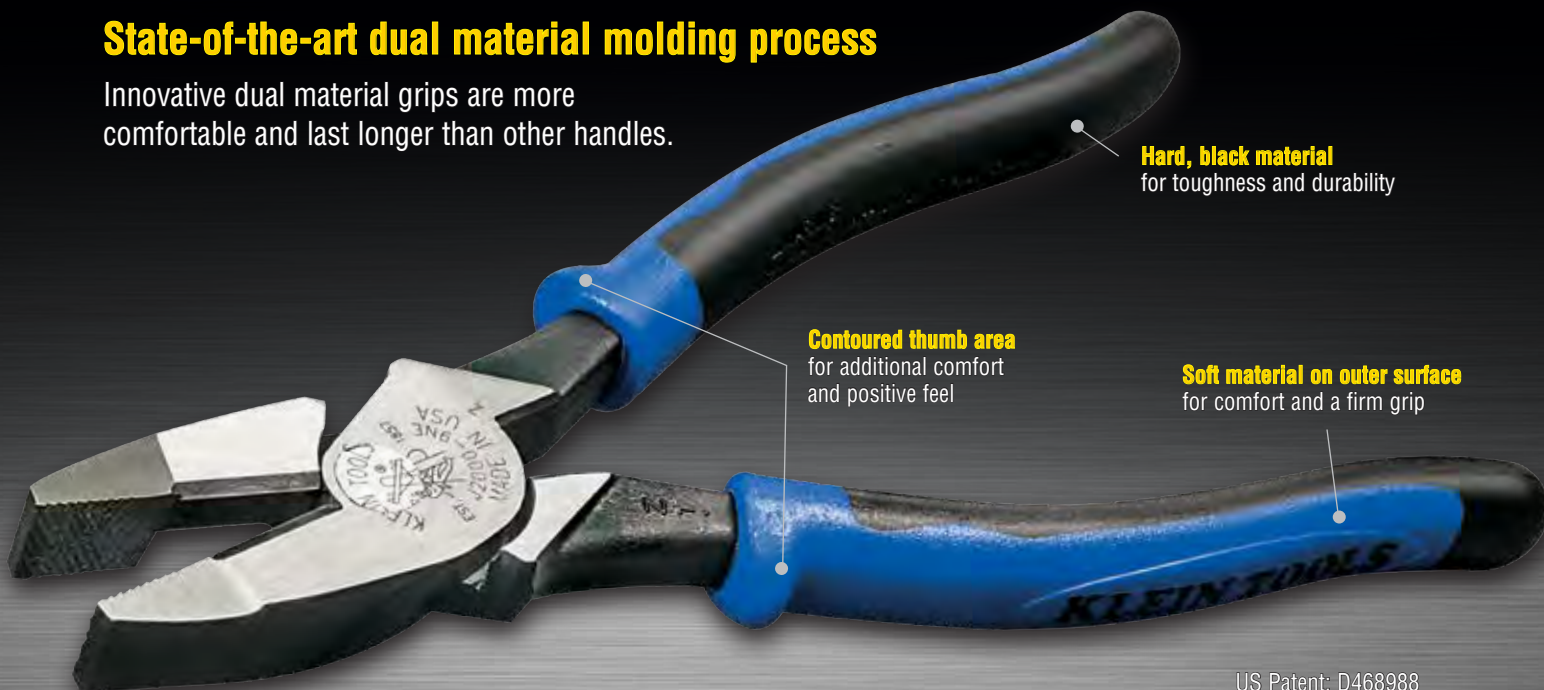
Pliers dimensions shown are accurate within accepted commercial tolerances, which allow slight variations that normally result from forging and grinding operations.

JOURNEYMAN

**MADE IN
USA**

State-of-the-art dual material molding process

Innovative dual material grips are more comfortable and last longer than other handles.



Hard, black material
for toughness and durability

Contoured thumb area
for additional comfort
and positive feel

Soft material on outer surface
for comfort and a firm grip

US Patent: D468988

AVAILABLE ON KLEIN SIDE-CUTTING PLIERS | DIAGONAL-CUTTING PLIERS | LONG-NOSE PLIERS | SNIPS

See page 295 for additional information on warnings.





Diagonal-Cutting Pliers



MADE IN USA

FORGED STEEL

from Klein's US-made, proprietary blend

Plastic-dipped handles for comfort and ease of identification

Hot-riveted joint ensures smooth action and no handle wobble

Induction-hardened cutting knives for long life

Short jaws and beveled cutting edges permit close cutting of wire

High-Leverage Diagonal-Cutting Pliers

Includes core diagonal-cutting features plus:

- High-leverage design. Rivet is closer to the cutting edge for 36% greater cutting power than other pliers design
- Cat. No. D2000-28GLW and D248-8GLW feature glow in the dark grips to easily locate your tool in dark or low lit areas
- D228-8TT has split tether ring for use with tether device



D228-8TT
SPLIT TETHER RING



D2000-28



Plastic-Dipped



JOURNEYMAN™
Dual-Material

Cat. No.	Overall Length	Jaw Length	Jaw Width	Jaw Thickness	Cutting Knives	Handle Color	Handle Finish	Weight
D228-7	7-1/8" (181.0 mm)	13/16" (20.6 mm)	1-3/16" (30.2 mm)	13/16" (20.6 mm)	Standard	Red	Plastic Dipped	0.54 lb (0.24 kg)
D228-8	8-1/16" (204.8 mm)	13/16" (20.6 mm)	1-3/16" (30.2 mm)	13/16" (20.6 mm)	Standard	Red	Plastic Dipped	0.60 lb (0.27 kg)
D228-8TT	8" (203.2 mm)	1" (25.4 mm)	1-1/4" (31.8 mm)	1" (25.4 mm)	Standard	Red	Plastic Dipped	0.68 lb (0.31 kg)
J228-8	8-1/8" (206.4 mm)	13/16" (20.6 mm)	1-3/16" (30.2 mm)	13/16" (20.6 mm)	Standard	Red/Black	Journeyman	0.67 lb (0.30 kg)
Pliers with heavy-duty cutting knives designed to cut ACSR, screws, nails and most hardened wire								
D2000-28	8-1/16" (204.8 mm)	13/16" (20.6 mm)	1-3/16" (30.2 mm)	13/16" (20.6 mm)	Standard	Light Blue	Plastic Dipped	0.60 lb (0.27 kg)
D200028GLW	8-1/16" (204.8 mm)	13/16" (20.6 mm)	1-3/16" (30.2 mm)	13/16" (20.6 mm)	Standard	Glow in the Dark	Plastic Dipped	0.60 lb (0.27 kg)
J2000-28	8-1/8" (206.4 mm)	13/16" (20.6 mm)	1-3/16" (30.2 mm)	13/16" (20.6 mm)	Standard	Light Blue/Black	Journeyman	0.67 lb (0.30 kg)

Heavy-Duty Diagonal-Cutting Pliers

NEW!

Includes core diagonal-cutting features plus:

- Extra-long cutting blades provide greater cutting ability
- Beefier, more reinforced head lasts longer than standard diagonal-cutters
- 2000 series heavy-duty cutting knives cut ACSR, screws, nails and most hardened wire
- Angled blade design for easier access to cut screws and bolts
- High-leverage design has 46% more cutting power
- Dual-material handles provide better grip and added comfort



J2000-59

Cat. No.	Overall Length	Jaw Length	Jaw Width	Jaw Thickness	Cutting Knives	Handle Color	Handle Finish	Weight
J2000-59 NEW!	9" (228.6 mm)	1-1/4" (31.8 mm)	1-13/64" (30.6 mm)	5/8" (15.9 mm)	Standard	Blue/Black	Journeyman™	1.0 lb (0.5 kg)

See page 295 for additional information on warnings.

