

Seat shall be Comfort™ Seats

Model Number C2200S

Consumer Package Model # C3B3E4S

EZ Close™ Premium Plastic Toilet Seat

Elongated Closed Front with Cover

Category

RESIDENTIAL

Features

- EZ Close™ damper system
- Injection molded durable polypropylene plastic with UV protection
- Molded in bumpers
- Matching adjustable hinge
- Corrosion proof POM nuts, bolts and washers
- Rubberized non-skid pads
- Top mount design

Seat Color/Finish

Specify white, bone, biscuit, cotton white and colors

Hinge Color/Finish

Specify white, bone, biscuit, cotton white and colors

Product Specifications

Hinge Design: Heavy duty EZ Close™ damper system

Ring Thickness: 5/8"

Ring Thickness with Bumper: 7/8"

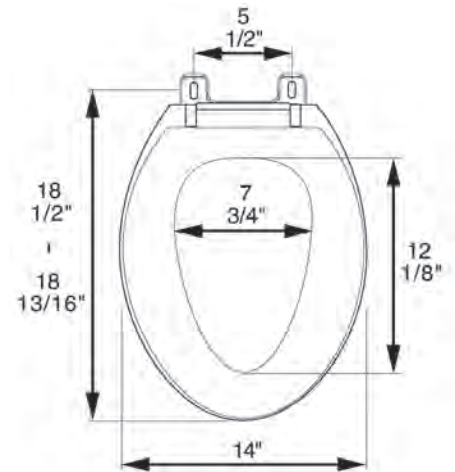

Height of Seat with Cover: 1 3/4"

Size: ANSI Standard Toilet - Meets Z124.5 Section 5.1.2

Additional Information

Stainless Steel (Model #C200-HPSS) or Metal (Model #C200-HPM) installation hardware for commercial/hospitality installations.


All seats feature UV protection.



Corrosion proof, self-aligning hardware



Factory-installed "living" hinge covers w/stainless steel screws



Heavy duty EZ Close™ damper system

