

**TYPE
PCT**

Features

- Transparent flexible insulating cover
- Captive pressure screws
- Self-closing openings
- Access from both sides of connector
- Broad wire range: 800kcmil-14
- UL Listed for 600 volts, 90° C
- Dual Rated

Benefits

- No taping and allows visual inspection of connection
- No wasted time finding screws
- No lost or loose caps and plugs
- Provides greater versatility
- Reduces inventory
- Ensures reliability
- For copper or aluminum conductor

B

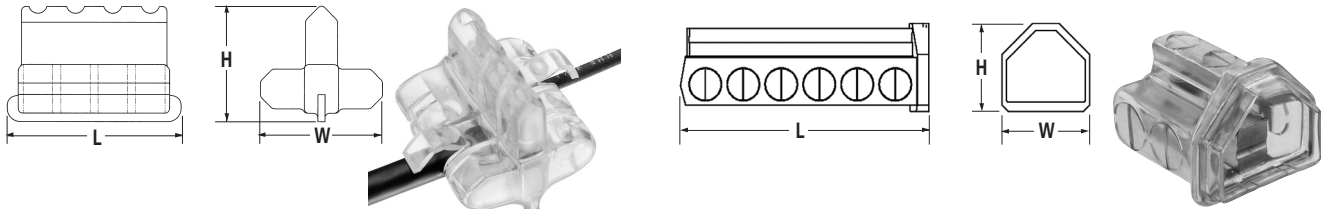


Fig. 1 (Patented)

Fig. 2

Catalog Number	Figure No.	No. Of Ports	Wire Range	Ampere Rating	Dimensions			Hex Size
					L	W	H	
PCT-2-4	1	2	4-14	95	1.46	1.57	1.43	slot
PCT-4-4	1	4	4-14	95	2.46	1.57	1.43	slot
PCT-6-4	1	6	4-14	95	3.46	1.57	1.43	slot
PCT-8-4	1	8	4-14	95	4.46	1.57	1.43	slot
PCT-2-2/0	2	2	2/0-14	195	2.61	2.30	1.97	3/16
PCT-4-2/0	2	4	2/0-14	195	4.30	2.30	1.97	3/16
PCT-6-2/0	2	6	2/0-14	195	5.98	2.30	1.97	3/16
PCT-8-2/0	2	8	2/0-14	195	7.67	2.30	1.97	3/16
PCT-2-4/0	2	2	4/0-6	260	2.33	2.49	2.25	5/16
PCT-4-4/0	2	4	4/0-6	260	4.19	2.49	2.25	5/16
PCT-6-4/0	2	6	4/0-6	260	6.05	2.49	2.25	5/16
PCT-8-4/0	2	8	4/0-6	260	7.91	2.49	2.25	5/16
PCT-2-350	2	2	350 kcmil-6	350	2.75	2.69	2.65	5/16
PCT-4-350	2	4	350 kcmil-6	350	5.06	2.69	2.65	5/16
PCT-6-350	2	6	350 kcmil-6	350	7.37	2.69	2.65	5/16
PCT-8-350	2	8	350 kcmil-6	350	9.68	2.69	2.65	5/16
PCT-2-600	2	2	600 kcmil-4	475	3.17	3.20	3.27	3/8
PCT-4-600	2	4	600 kcmil-4	475	5.73	3.20	3.27	3/8
PCT-6-600	2	6	600 kcmil-4	475	8.29	3.20	3.27	3/8
PCT-8-600	2	8	600 kcmil-4	475	10.86	3.20	3.27	3/8
PCT-2-800	2	2	800kcmil-250kcmil	555	3.91	3.34	3.30	1/2
PCT-4-800	2	4	800kcmil-250kcmil	555	7.03	3.34	3.30	1/2
PCT-6-800	2	6	800kcmil-250kcmil	555	10.15	3.34	3.30	1/2

All wire sizes, unless noted otherwise, are American Wire Gauge (AWG)
Not suitable for direct burial.

Tested to UL 486A/B, UL File E6207

**TYPE
PCT**

Features

- Transparent flexible insulating cover
- Captive pressure screws
- Self-closing openings
- Access from both sides of connector
- Broad wire range: 800kcmil-14
- UL Listed for 600 volts, 90° C
- Dual Rated

Benefits

- No taping and allows visual inspection of connection
- No wasted time finding screws
- No lost or loose caps and plugs
- Provides greater versatility
- Reduces inventory
- Ensures reliability
- For copper or aluminum conductor

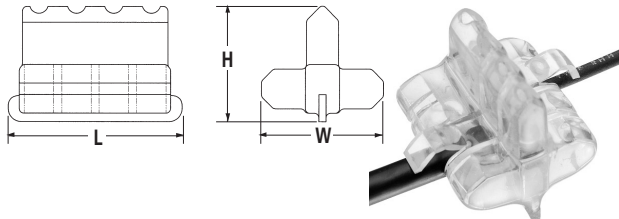


Fig. 1 (Patented)

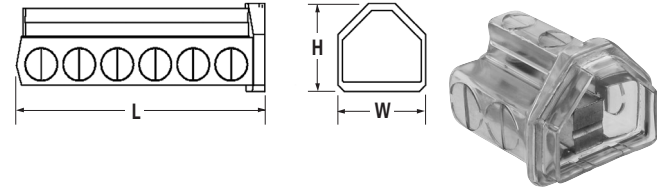


Fig. 2

Catalog Number	Figure No.	No. Of Ports	Wire Range	Ampere Rating	Dimensions			Hex Size
					L	W	H	
PCT-2-4	1	2	4-14	95	1.46	1.57	1.43	slot
PCT-4-4	1	4	4-14	95	2.46	1.57	1.43	slot
PCT-6-4	1	6	4-14	95	3.46	1.57	1.43	slot
PCT-8-4	1	8	4-14	95	4.46	1.57	1.43	slot
PCT-2-2/0	2	2	2/0-14	195	2.61	2.30	1.97	3/16
PCT-4-2/0	2	4	2/0-14	195	4.30	2.30	1.97	3/16
PCT-6-2/0	2	6	2/0-14	195	5.98	2.30	1.97	3/16
PCT-8-2/0	2	8	2/0-14	195	7.67	2.30	1.97	3/16
PCT-2-4/0	2	2	4/0-6	260	2.33	2.49	2.25	5/16
PCT-4-4/0	2	4	4/0-6	260	4.19	2.49	2.25	5/16
PCT-6-4/0	2	6	4/0-6	260	6.05	2.49	2.25	5/16
PCT-8-4/0	2	8	4/0-6	260	7.91	2.49	2.25	5/16
PCT-2-350	2	2	350 kcmil-6	350	2.75	2.69	2.65	5/16
PCT-4-350	2	4	350 kcmil-6	350	5.06	2.69	2.65	5/16
PCT-6-350	2	6	350 kcmil-6	350	7.37	2.69	2.65	5/16
PCT-8-350	2	8	350 kcmil-6	350	9.68	2.69	2.65	5/16
PCT-2-600	2	2	600 kcmil-4	475	3.17	3.20	3.27	3/8
PCT-4-600	2	4	600 kcmil-4	475	5.73	3.20	3.27	3/8
PCT-6-600	2	6	600 kcmil-4	475	8.29	3.20	3.27	3/8
PCT-8-600	2	8	600 kcmil-4	475	10.86	3.20	3.27	3/8
PCT-2-800	2	2	800kcmil-250kcmil	555	3.91	3.34	3.30	1/2
PCT-4-800	2	4	800kcmil-250kcmil	555	7.03	3.34	3.30	1/2
PCT-6-800	2	6	800kcmil-250kcmil	555	10.15	3.34	3.30	1/2

All wire sizes, unless noted otherwise, are American Wire Gauge (AWG)

Not suitable for direct burial.

Tested to UL 486A/B, UL File E6207